

Report on the College-Going Rate of Public School Graduates

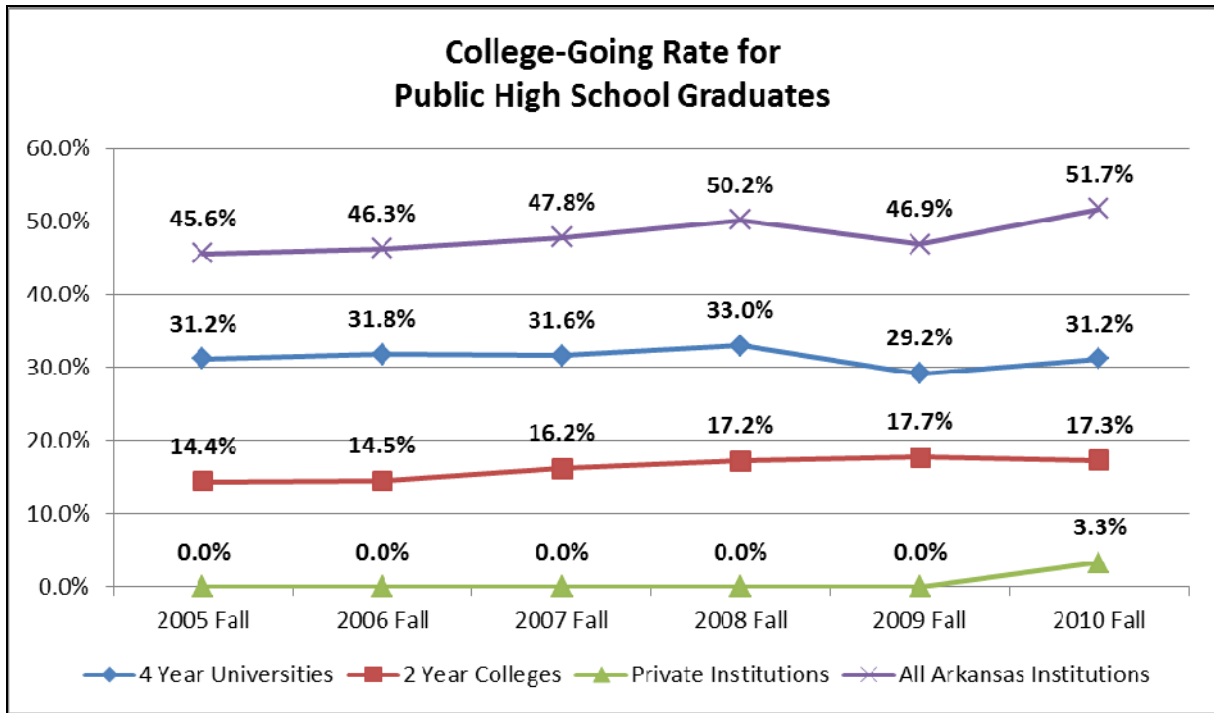
The college-going rate measures the proportion of students enrolling in postsecondary education in the fall semester after finishing high school, in most cases, immediately after high school. Since most students enrolling in postsecondary education do so immediately after completing high school, the college-going rate is an indicator of the total proportion that will enroll in postsecondary education. The percentage, therefore, reflects the accessibility of higher education as well as students' assessment of the value of attending college when compared to working, entering the military, traveling, or following other pursuits.

New Methodology: This report for the 2010 Fall semester reflects a new methodology. This new methodology focuses on students that (1) graduated from an Arkansas public school district in Academic Year 2009-2010, (2) are first-time entering students, and (3) are Arkansas residents. This new methodology more closely follows that used by the National Center for Education Statistics (NECS). However, there are three differences:

- (a) NECS filters by the age range of 16-24 – ADHE ignores age but focuses on high school graduates from the previous year as most all high school graduates are between the ages of 16 and 24;
- (b) NCES includes GED students as their report is based on a survey. ADHE does not have data on annual graduating classes of GED students, therefore, GED students are excluded; and
- (c) Since the NCES report is a survey, it may include private high schools and home school students. ADHE has no data on annual graduating classes of private high schools or home school students. But ADHE does obtain data on graduating classes of Arkansas public high schools (from the Arkansas Department of Education). **Therefore, the new methodology is a College-Going Rate calculation for Arkansas public high school graduates only.**

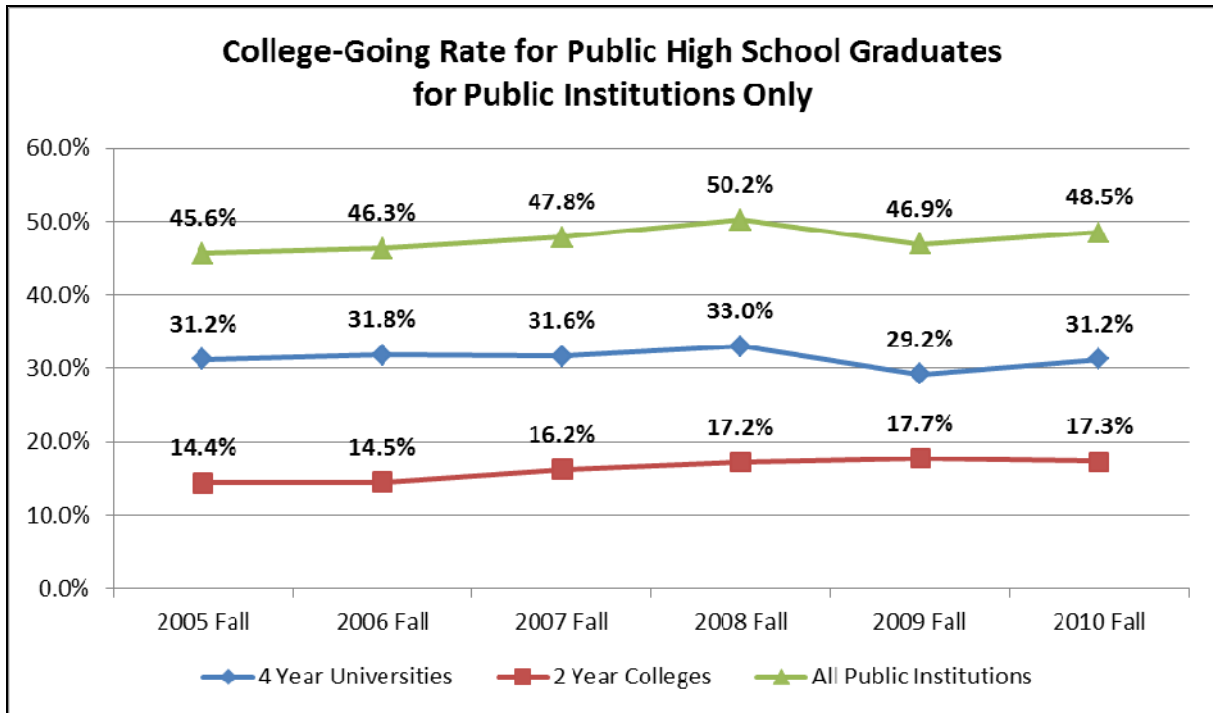
Old Methodology: The old methodology consisted of the Fall student cohort including (1) first-time, (2) full-time, and (3) on-campus that attend an Arkansas public or independent institution after completing high school or GED.

The college-going rate for all Arkansas **public and independent institutions** in 2010 Fall is **51.7 percent**. This is an increase of 4.8 percent from the previous fall term (Attachment 3-A). The proportion of this cohort entering 4-Year Universities was 31.2 percent (an increase of 2.0 percentage points), while the 2-Year Colleges was 17.3 percent (a decrease of 0.4 percentage points) and the proportion of the cohort entering Private Institutions was 3.3 percent (an increase of 3.3 percentage points).



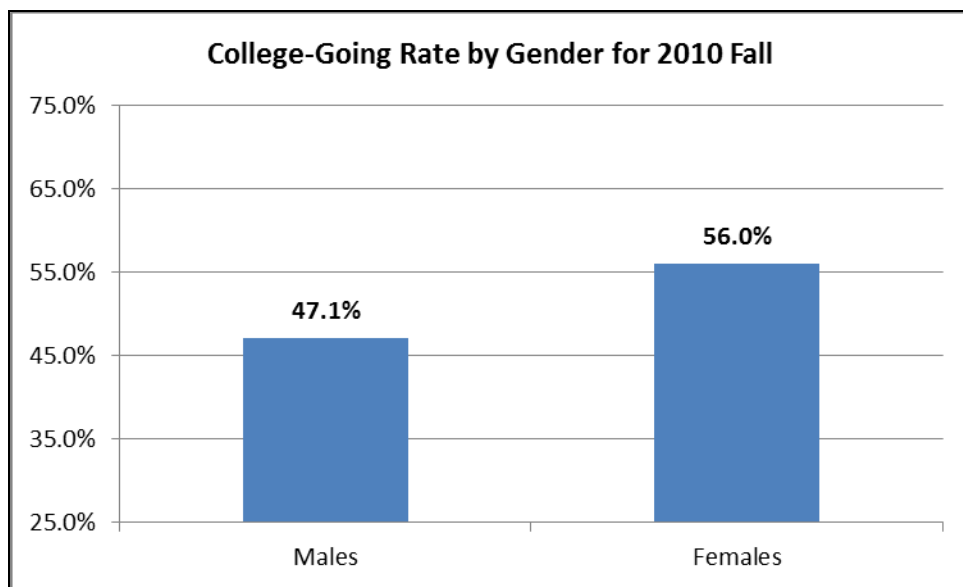
The College-Going Rate for all institutions increased by 4.8 percentage points to 51.7 percent.

NOTE: The Private Institutions did not begin submitting data on the high school graduation year of students until Academic Year 2011 (includes 2010 Fall term). However, this data will not be available in future years. Therefore, the below graph illustrates the College-Going Rate for public institutions only.



The college-going rate for all Arkansas **public institutions** in 2010 Fall is **48.5 percent**. This is an increase of 1.6 percent from the previous fall term.

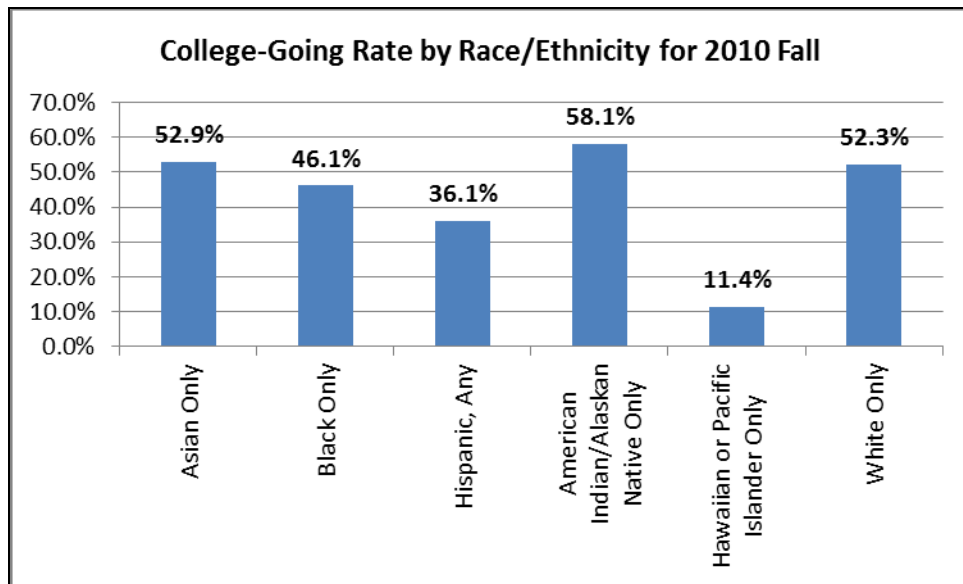
Gender: The **public and independent** college-going rate in Arkansas in 2010 fall for females is 56.0 percent compared to 47.1 percent for males. The college-going rate **nationally** in 2009 for females is 73.8 percent and for males is 66.0 percent.



The **public and independent** college-going rate in the 2010 Fall term by race/ethnicity are as follows:

- American Indian or Alaskan Native only students (58.1 percent),
- Asian only any students (52.9 percent),
- White only students (52.3 percent),
- Black only students (46.1 percent),
- Hispanic any students (36.1 percent), and
- Hawaiian or Pacific Islander only students (11.4 percent).

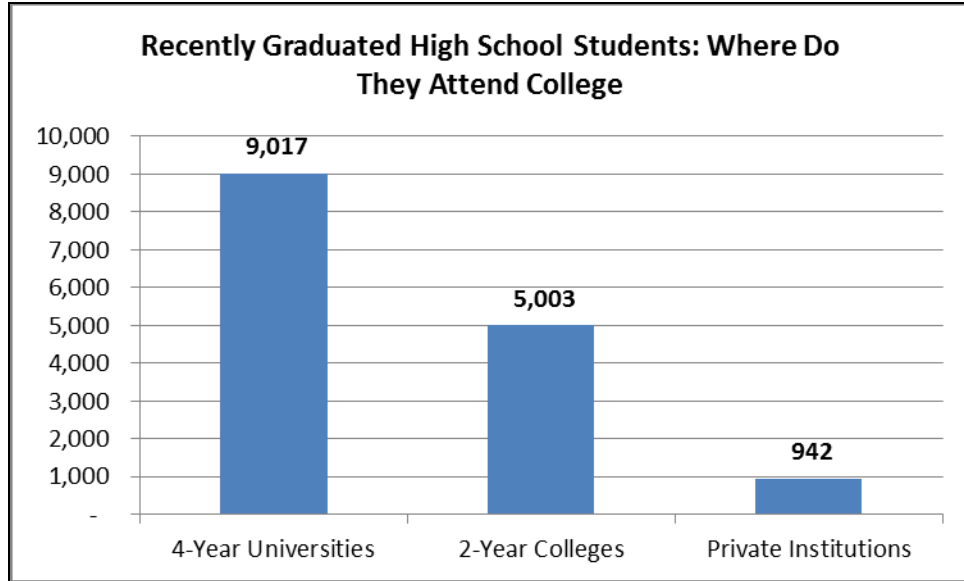
The college-going rate **nationally** in 2009 for white students is 71.3 percent, for black students is 69.5 percent, and for Hispanics is 59.3 percent. NCES does not provide data for American Indian or Alaskan Native only students, Asian only any students, Hawaiian or Pacific Islander only students (11.4 percent).



This report does not take into account students that go to college out-of-state, out-of-country, or to institutions that do not participate in the AHEIS/SISDB reporting system.

New reports on the College-Going Rate by County and by High School District have been provided for the first time. These reports were enabled due to the new methodology.

Another new report is the report on Recently Graduated Public High School Students: Where Do They Attend College? This report, and the below chart, shows that the majority of recently graduated high school students attend 4-Year Universities.



The top three higher education destinations for the 2010 Fall term for recently graduated high school students by institution type were as follows:

Rank	4-Year University	2-Year College	Private Institution
1	UAF	NWACC	HC ¹
2	UCA	PTC	HU ²
3	ATU	ASUB	LC ³

ADHE Executive Staff recommend that the AHECB accept this report.

Attachments

- Attachment 3-A College-Going Rate by Institution
- Attachment 3-B College-Going Rate History
- Attachment 3-C College-Going Rate by Race/Ethnicity and Gender
- Attachment 3-D College-Going Rate by County
- Attachment 3-E College-Going Rate by High School District
- Attachment 3-F Recently Graduated Public High School Students: Where Do They Attend College?
- Attachment 3-G NCES (National Center for Education Statistics) Table 208 Report

¹ Hendrix College
² Harding University
³ Lyon College

College-Going Rate by Institution

Academic Year = **2011** (2010-2011), 2010 Fall Term
 Students graduated from High School in **2010** from an Arkansas Public High School
 All students are first-time entering Arkansas residents

No.	Inst. Type	Institution	College Going Rate for the 2010 Fall Term Any School Graduates		College Going Rate for the 2010 Fall Term Arkansas Public School Graduates	
			First-Time Students	Percent	First-Time Students	Percent
1	1	ASUJ	1,326	4.6%	1,261	4.4%
2	1	ATU	1,332	4.6%	1,293	4.5%
3	1	HSU	659	2.3%	633	2.2%
4	1	SAUM	444	1.5%	429	1.5%
5	1	UAF	2,211	7.6%	1,836	6.3%
6	1	UAFS	938	3.2%	909	3.1%
7	1	UALR	589	2.0%	537	1.9%
8	1	UAM	462	1.6%	430	1.5%
9	1	UAMS	0	0.0%	0	0.0%
10	1	UAPB	387	1.3%	373	1.3%
11	1	UCA	1,496	5.2%	1,316	4.5%
12	2	ANC	200	0.7%	193	0.7%
13	2	ASUB	635	2.2%	598	2.1%
14	2	ASUMH	158	0.5%	148	0.5%
15	2	ASUN	148	0.5%	127	0.4%
16	2	BRTC	234	0.8%	227	0.8%
17	2	CCCUA	141	0.5%	135	0.5%
18	2	COTO	101	0.3%	99	0.3%
19	2	EACC	156	0.5%	148	0.5%
20	2	MSCC	224	0.8%	219	0.8%
21	2	NAC	306	1.1%	295	1.0%
22	2	NPCC	274	0.9%	192	0.7%
23	2	NWACC	841	2.9%	694	2.4%
24	2	OZC	105	0.4%	104	0.4%
25	2	PCCUA	175	0.6%	139	0.5%
26	2	PTC	567	2.0%	505	1.7%
27	2	RMCC	89	0.3%	83	0.3%
28	2	SACC	119	0.4%	119	0.4%
29	2	SAUT	104	0.4%	100	0.3%
30	2	SEAC	168	0.6%	159	0.5%
31	2	UACCB	228	0.8%	218	0.8%
32	2	UACCH	126	0.4%	107	0.4%
33	2	UACCM	437	1.5%	394	1.4%
34	P	ABC	191	0.7%	144	0.5%
35	P	CBC	107	0.4%	94	0.3%
36	P	CRC	33	0.1%	28	0.1%
37	P	HC	187	0.6%	153	0.5%
38	P	HU	228	0.8%	150	0.5%
39	P	JBU	82	0.3%	67	0.2%
40	P	LC	157	0.5%	148	0.5%
41	P	OBU	223	0.8%	0	0.0%
42	P	PSC	51	0.2%	51	0.2%
43	P	UO	119	0.4%	107	0.4%
44	P	WBC	127	0.4%	0	0.0%
4 Year Universities			9,844	34.0%	9,017	31.2%
2 Year Colleges			5,536	19.1%	5,003	17.3%
Private Institutions			1,505	5.2%	942	3.3%
All Arkansas Institutions			16,885	58.3%	14,962	51.7%
Arkansas HS Graduates			28,939		28,939	

NOTES:

1. College Going Rate for Any School Graduates - this is the percentage of any school enrollees compared to the public school graduates (apples-to-oranges).

2. College Going Rate for Public School Graduates - this is the percentage of public school enrollees compared to the public school graduates (apples-to-apples).

ARKANSAS COLLEGE-GOING RATE HISTORY 2005 Fall Term - 2010 Fall Term

FALL TERM	Number of FIRST-TIME ENTERING STUDENTS	Number of PUBLIC HIGH SCHOOL GRADUATES	ARKANSAS COLLEGE GOING RATE	NATIONAL COLLEGE GOING RATE
2005	12,359	27,180	45.5%	68.6%
2006	12,431	26,838	46.3%	66.0%
2007	12,794	26,751	47.8%	67.2%
2008	13,403	26,677	50.2%	68.6%
2009	13,438	28,659	46.9%	70.1%
2010	14,962	28,939	51.7%	NA

NA = Not Available

NOTE: National College Going Rate is from NCES Digest of Education Statistics 2010, Table 208: Recent high school completers and their enrollment in college, by sex: 1960 through 2009

College-Going Rate by Race/Ethnicity and Gender

Academic Year = **2011** (2010-2011), 2010 Fall Term
Students graduated from High School in **2010** from an Arkansas Public High School
All students are first-time entering Arkansas residents

BY RACE/ETHNICITY				
No.	Race/Ethnicity	AY2010 HS Graduates	College Going Rate	
			First-Time Students	Percent
1	Asian Only	471	249	52.9%
2	Black Only	6,124	2,826	46.1%
3	Hispanic, Any	1,853	669	36.1%
4	American Indian/Alaskan Native Only	179	104	58.1%
5	Hawaiian or Pacific Islander Only	79	9	11.4%
6	White Only	19,871	10,384	52.3%

BY GENDER				
No.	Race/Ethnicity	AY2010 HS Graduates	College Going Rate	
			First-Time Students	Percent
1	Males	14,144	6,657	47.1%
2	Females	14,795	8,291	56.0%

College-Going Rate by County

Academic Year = **2011** (2010-2011), 2010 Fall Term

Students graduated from High School in **2010** from an Arkansas Public High School

All students are first-time entering Arkansas residents

No.	County	Code	AY2010 HS Graduates	College Going Rate	
				First-Time Students	Percent
1	ARKANSAS	001	226	121	53.5%
2	ASHLEY	002	234	114	48.7%
3	BAXTER	003	322	182	56.5%
4	BENTON	004	2,179	835	38.3%
5	BOONE	005	429	242	56.4%
6	BRADLEY	006	143	50	35.0%
7	CALHOUN	007	51	31	60.8%
8	CARROLL	008	215	82	38.1%
9	CHICOT	009	125	53	42.4%
10	CLARK	010	234	124	53.0%
11	CLAY	011	172	68	39.5%
12	CLEBURNE	012	231	145	62.8%
13	CLEVELAND	013	124	61	49.2%
14	COLUMBIA	014	288	143	49.7%
15	CONWAY	015	213	132	62.0%
16	CRAIGHEAD	016	983	505	51.4%
17	CRAWFORD	017	706	362	51.3%
18	CRITTENDEN	018	675	366	54.2%
19	CROSS	019	220	107	48.6%
20	DALLAS	020	82	35	42.7%
21	DESHA	021	195	109	55.9%
22	DREW	022	222	96	43.2%
23	FAULKNER	023	1,051	622	59.2%
24	FRANKLIN	024	246	143	58.1%
25	FULTON	025	118	60	50.8%
26	GARLAND	026	919	477	51.9%
27	GRANT	027	261	132	50.6%
28	GREENE	028	422	236	55.9%
29	HEMPSTEAD	029	273	109	39.9%
30	HOT SPRING	030	377	229	60.7%
31	HOWARD	031	202	124	61.4%
32	INDEPENDENCE	032	334	218	65.3%
33	IZARD	033	124	82	66.1%
34	JACKSON	034	132	72	54.5%
35	JEFFERSON	035	744	466	62.6%
36	JOHNSON	036	260	165	63.5%
37	LAFAYETTE	037	101	31	30.7%
38	LAWRENCE	038	213	87	40.8%
39	LEE	039	86	53	61.6%
40	LINCOLN	040	118	51	43.2%

No.	County	Code	AY2010 HS Graduates	College Going Rate	
				First-Time Students	Percent
41	LITTLE RIVER	041	129	45	34.9%
42	LOGAN	042	268	150	56.0%
43	LONOKE	043	748	394	52.7%
44	MADISON	044	159	87	54.7%
45	MARION	045	118	49	41.5%
46	MILLER	046	355	72	20.3%
47	MISSISSIPPI	047	458	243	53.1%
48	MONROE	048	90	42	46.7%
49	MONTGOMERY	049	72	43	59.7%
50	NEVADA	050	113	77	68.1%
51	NEWTON	051	101	48	47.5%
52	OUACHITA	052	330	171	51.8%
53	PERRY	053	147	84	57.1%
54	PHILLIPS	054	264	136	51.5%
55	PIKE	055	100	52	52.0%
56	POINSETT	056	306	146	47.7%
57	POLK	057	226	137	60.6%
58	POPE	058	652	364	55.8%
59	PRAIRIE	059	90	52	57.8%
60	PULASKI	060	2,741	1,518	55.4%
61	RANDOLPH	061	170	97	57.1%
62	SALINE	062	855	492	57.5%
63	SCOTT	063	181	86	47.5%
64	SEARCY	064	100	29	29.0%
65	SEBASTIAN	065	1,219	649	53.2%
66	SEVIER	066	223	109	48.9%
67	SHARP	067	190	121	63.7%
68	ST FRANCIS	068	291	144	49.5%
69	STONE	069	99	66	66.7%
70	UNION	070	526	308	58.6%
71	VAN BUREN	071	155	80	51.6%
72	WASHINGTON	072	2,054	911	44.4%
73	WHITE	073	777	478	61.5%
74	WOODRUFF	074	82	47	57.3%
75	YELL	075	268	130	48.5%

NOTES:

1. County - the county is determined by the county of the high district, not the student's county residence.

College-Going Rate by High School District

Academic Year = **2011** (2010-2011), 2010 Fall Term

Students graduated from High School in **2010** from an Arkansas Public High School

All students are first-time entering Arkansas residents

No.	District Name	AY2010 HS Graduates	College Going Rate	
			First-Time Students	Percent
1	Academics Plus School District	32	16	50.0%
2	Alma School District	235	123	52.3%
3	Alpena School District	32	15	46.9%
4	Ark School For Blind	7	5	71.4%
5	Ark School For Deaf	14	1	7.1%
6	Arkadelphia School District	120	74	61.7%
7	Arkansas School Math & Sciences	0	46	0.0%
8	Arkansas Virtual Academy	0	0	0.0%
9	Armored School District	25	14	56.0%
10	Ashdown School District	100	37	37.0%
11	Atkins School District	70	38	54.3%
12	Augusta School District	40	20	50.0%
13	Bald Knob School District	87	50	57.5%
14	Barton-Lexa School District	43	26	60.5%
15	Batesville School District	153	107	69.9%
16	Bauxite School District	104	62	59.6%
17	Bay School District	34	15	44.1%
18	Bearden School District	51	25	49.0%
19	Beebe School District	168	116	69.0%
20	Benton School District	270	154	57.0%
21	Bentonville School District	652	360	55.2%
22	Bergman School District	72	40	55.6%
23	Berryville School District	104	35	33.7%
24	Bismarck School District	60	37	61.7%
25	Blevins School District	48	25	52.1%
26	Blytheville School District	158	81	51.3%
27	Booneville School District	112	67	59.8%
28	Bradford School District	40	21	52.5%
29	Bradley School District	38	12	31.6%
30	Brinkley School District	43	22	51.2%
31	Brookland School District	103	60	58.3%
32	Bryant School District	432	252	58.3%
33	Buffalo Is. Central School District	45	27	60.0%
34	Cabot School District	554	297	53.6%
35	Caddo Hills School District	25	11	44.0%
36	Calico Rock School District	34	21	61.8%
37	Camden Fairview School District	176	95	54.0%
38	Carlisle School District	39	20	51.3%
39	Cave City School District	81	54	66.7%
40	Cedar Ridge School District	53	28	52.8%
41	Cedarville School District	66	38	57.6%
42	Centerpoint School District	63	23	36.5%
43	Charleston School District	59	45	76.3%

No.	District Name	AY2010 HS Graduates	College Going Rate	
			First-Time Students	Percent
44	Clarendon School District	47	20	42.6%
45	Clarksville School District	141	90	63.8%
46	Cleveland County School District	67	34	50.7%
47	Clinton School District	84	44	52.4%
48	Concord School District	26	11	42.3%
49	Conway School District	527	328	62.2%
50	Corning School District	72	30	41.7%
51	Cotter School District	42	25	59.5%
52	County Line School District	39	14	35.9%
53	Covenant Keepers Charter School	0	0	0.0%
54	Cross County School District	38	21	55.3%
55	Crossett School District	116	65	56.0%
56	Cushman School District	0	0	0.0%
57	Cutter-Morning Star School District	56	27	48.2%
58	Danville School District	61	34	55.7%
59	Dardanelle School District	109	56	51.4%
60	Decatur School District	32	11	34.4%
61	Deer/Mt. Judea School District	38	16	42.1%
62	Delight School District	26	15	57.7%
63	Delta Special School District	81	45	55.6%
64	Dequeen School District	167	73	43.7%
65	Dermott School District	32	14	43.8%
66	Des Arc School District	42	24	57.1%
67	Dewitt School District	101	51	50.5%
68	Dierks School District	37	28	75.7%
69	Dollarway School District	107	58	54.2%
70	Dover School District	94	48	51.1%
71	Dreamland Academy	0	0	0.0%
72	Drew Central School District	62	20	32.3%
73	Dumas School District	114	64	56.1%
74	Earle School District	52	26	50.0%
75	East End School District	53	30	56.6%
76	East Poinsett Co. School District	50	25	50.0%
77	El Dorado School District	286	178	62.2%
78	Elkins School District	89	37	41.6%
79	Emerson-Taylor School District	47	26	55.3%
80	England School District	35	18	51.4%
81	eStem School District	0	0	0.0%
82	Eureka Springs School District	47	22	46.8%
83	Farmington School District	111	56	50.5%
84	Fayetteville School District	498	256	51.4%
85	Flippin School District	57	23	40.4%
86	Fordyce School District	82	35	42.7%
87	Foreman School District	29	8	27.6%
88	Forrest City School District	211	113	53.6%
89	Fort Smith School District	842	415	49.3%
90	Fouke School District	57	12	21.1%
91	Fountain Lake School District	88	38	43.2%
92	Genoa Central School District	69	12	17.4%

No.	District Name	AY2010 HS Graduates	College Going Rate	
			First-Time Students	Percent
93	Gentry School District	108	37	34.3%
94	Glen Rose School District	89	54	60.7%
95	Gosnell School District	54	32	59.3%
96	Gravette School District	108	44	40.7%
97	Green Forest School District	64	25	39.1%
98	Greenbrier School District	197	117	59.4%
99	Greene Co. Tech School District	211	123	58.3%
100	Greenland School District	55	30	54.5%
101	Greenwood School District	244	153	62.7%
102	Gurdon School District	51	27	52.9%
103	Guy-Perkins School District	38	13	34.2%
104	Haas Hall Academy	23	10	43.5%
105	Hackett School District	52	27	51.9%
106	Hamburg School District	118	49	41.5%
107	Hampton School District	51	31	60.8%
108	Harmony Grove School District (Ouachita Co.)	69	35	50.7%
109	Harmony Grove School District (Saline Co.)	49	24	49.0%
110	Harrisburg School District	98	56	57.1%
111	Harrison School District	199	116	58.3%
112	Hartford School District	20	11	55.0%
113	Hazen School District	48	28	58.3%
114	Heber Springs School District	109	81	74.3%
115	Hector School District	57	32	56.1%
116	Helena/ W.Helena School District	153	84	54.9%
117	Hermitage School District	43	20	46.5%
118	Highland School District	109	62	56.9%
119	Hillcrest School District	41	7	17.1%
120	Hope Academy	0	0	0.0%
121	Hope School District	189	76	40.2%
122	Horatio School District	56	36	64.3%
123	Hot Springs School District	218	61	28.0%
124	Hoxie School District	73	29	39.7%
125	Hughes School District	42	15	35.7%
126	Huntsville School District	159	81	50.9%
127	Imboden Charter School District	0	0	0.0%
128	Izard Co. Cons. School District	27	16	59.3%
129	Jackson Co. School District	53	28	52.8%
130	Jasper School District	63	30	47.6%
131	Jessieville School District	68	33	48.5%
132	Jonesboro School District	347	141	40.6%
133	Junction City School District	57	31	54.4%
134	Kipp Charter District	23	9	39.1%
135	Kirby School District	31	16	51.6%
136	Lafayette County School District	63	19	30.2%
137	Lake Hamilton School District	260	143	55.0%
138	Lakeside School District (Chicot Co.)	93	39	41.9%
139	Lakeside School District (Garland Co.)	188	108	57.4%
140	Lamar School District	79	52	65.8%
141	Lavaca School District	61	33	54.1%

No.	District Name	AY2010 HS Graduates	College Going Rate	
			First-Time Students	Percent
142	Lawrence County School District	66	33	50.0%
143	Lead Hill School District	34	16	47.1%
144	Lee County School District	86	53	61.6%
145	Lincoln School District	91	22	24.2%
146	Lisa Academy	23	13	56.5%
147	Little Rock School District	1,307	756	57.8%
148	Lonoke School District	120	59	49.2%
149	Magazine School District	41	17	41.5%
150	Magnet Cove School District	53	35	66.0%
151	Magnolia School District	241	117	48.5%
152	Malvern School District	145	84	57.9%
153	Mammoth Spring School District	35	16	45.7%
154	Manila School District	86	49	57.0%
155	Mansfield School District	70	31	44.3%
156	Marion School District	275	156	56.7%
157	Marked Tree School District	43	14	32.6%
158	Marmaduke School District	49	24	49.0%
159	Marvell School District	45	17	37.8%
160	Mayflower School District	64	30	46.9%
161	Maynard School District	38	16	42.1%
162	Mccrory School District	42	27	64.3%
163	McGehee School District	81	45	55.6%
164	Melbourne School District (Izard Co.)	63	45	71.4%
165	Mena School District	153	88	57.5%
166	Midland School District	34	19	55.9%
167	Mineral Springs School District	39	18	46.2%
168	Monticello School District	160	76	47.5%
169	Mount Ida School District	47	24	51.1%
170	Mountain Home School District	240	135	56.3%
171	Mountain Pine School District	41	21	51.2%
172	Mountain View School District	99	66	66.7%
173	Mountainburg School District	44	18	40.9%
174	Mt. Vernon/Enola School District	33	14	42.4%
175	Mulberry School District	22	9	40.9%
176	Murfreesboro School District	43	21	48.8%
177	N. Little Rock School District	571	298	52.2%
178	Nashville School District	126	78	61.9%
179	Nemo Vista School District	32	21	65.6%
180	Nettleton School District	173	84	48.6%
181	Nevada School District	32	16	50.0%
182	Newport School District	79	44	55.7%
183	Norfolk School District	40	22	55.0%
184	Norphlet School District	24	13	54.2%
185	Northwest Arkansas Academy	0	0	0.0%
186	Northwest Arkansas Academy Of Fine Arts	49	9	18.4%
187	Omaha School District	19	5	26.3%
188	Osceola (OCABS) Comm Arts-Business Charter School	16	3	18.8%
189	Osceola School District	58	31	53.4%
190	Ouachita River School District	35	22	62.9%

No.	District Name	AY2010 HS Graduates	College Going Rate	
			First-Time Students	Percent
191	Ouachita School District	30	19	63.3%
192	Ozark Mountain School District	51	30	58.8%
193	Ozark School District	148	84	56.8%
194	Palestine-Wheatley School District	38	15	39.5%
195	Pangburn School District	52	29	55.8%
196	Paragould School District	162	89	54.9%
197	Paris School District	87	47	54.0%
198	Parkers Chapel School District	57	41	71.9%
199	Pea Ridge School District	91	32	35.2%
200	Perryville School District	94	54	57.4%
201	Piggott School District	60	22	36.7%
202	Pine Bluff School District	227	132	58.1%
203	Pocahontas School District	129	72	55.8%
204	Pottsville School District	99	48	48.5%
205	Poyen School District	42	20	47.6%
206	Prairie Grove School District	112	49	43.8%
207	Prescott School District	81	49	60.5%
208	Pulaski County Special School District	787	429	54.5%
209	Quitman School District	50	24	48.0%
210	Rector School District	40	16	40.0%
211	Riverside School District	41	24	58.5%
212	Riverview School District	77	38	49.4%
213	Rogers School District	868	246	28.3%
214	Rose Bud School District	65	37	56.9%
215	Russellville School District	332	198	59.6%
216	Salem School District	46	29	63.0%
217	School of Excellence Charter	0	0	0.0%
218	Scranton School District	28	19	67.9%
219	Searcy County School District	49	29	59.2%
220	Searcy School District	243	169	69.5%
221	Sheridan School District	219	112	51.1%
222	Shirley School District	39	22	56.4%
223	Siloam Springs School District	271	96	35.4%
224	Sloan-Hendrix School District	33	18	54.5%
225	Smackover School District	60	30	50.0%
226	So. Conway Co. School District	146	86	58.9%
227	So. Miss. County School District	61	33	54.1%
228	South Side School District	32	14	43.8%
229	Southside School District	94	64	68.1%
230	Spring Hill School District	36	20	55.6%
231	Springdale School District	996	414	41.6%
232	Star City School District	118	51	43.2%
233	Stephens School District	34	16	47.1%
234	Strong School District	42	15	35.7%
235	Stuttgart School District	125	70	56.0%
236	Texarkana School District	229	48	21.0%
237	Trumann School District	115	51	44.3%
238	Turrell School District	20	8	40.0%
239	Twin Rivers School District	3	3	100.0%

No.	District Name	AY2010 HS Graduates	College Going Rate	
			First-Time Students	Percent
240	Two Rivers School District	68	28	41.2%
241	Valley Springs School District	73	50	68.5%
242	Valley View School District	133	99	74.4%
243	Van Buren School District	339	174	51.3%
244	Van Cove School District	38	19	50.0%
245	Vilonia School District	192	120	62.5%
246	Viola School District	37	15	40.5%
247	Waldron School District	111	55	49.5%
248	Warren School District	100	30	30.0%
249	Watson Chapel School District	211	157	74.4%
250	West Fork School District	79	37	46.8%
251	West Memphis School District	328	176	53.7%
252	West Side School District	46	29	63.0%
253	Western Yell Co. School District	30	12	40.0%
254	Westside Cons. School District	107	55	51.4%
255	Westside School District	40	18	45.0%
256	White Co. Central School District	45	19	42.2%
257	White Hall School District	199	119	59.8%
258	Wickes School District	0	16	0.0%
259	Wonderview School District	35	25	71.4%
260	Woodlawn School District	57	27	47.4%
261	Wynne School District	182	86	47.3%
262	Yellville-Summit School District	61	19	31.1%

**Recently Graduated Public High School Students:
Where Do They Attend College?**
These are first-time entering freshman entering the year (fall term) after graduating high school.

Acad. Yr.	Term	HS Grad. Yr.	District Name	HS Code	Total Entering College (Unduplicated)	ASU	ATU	HSU	SAUM	UAF	UAFS	UALR	UAM	UAMS	UAPB	UCA	ANC	ASUB	ASUMH	ASUN	BRTC	CCCUA	COTO	EACC
2011	1	2010	Academics Plus School District	041528	16	1	-	-	-	-	-	2	-	-	-	12	-	-	-	-	-	-	-	-
2011	1	2010	Alma School District	040000	123	2	16	-	-	4	97	1	-	-	-	-	-	-	-	-	-	-	-	-
2011	1	2010	Alpena School District	040010	15	1	1	-	-	-	-	-	-	-	-	-	-	-	-	-	-	-	-	-
2011	1	2010	Ark School For Blind	041415	5	-	-	-	-	1	-	-	-	-	-	1	-	1	-	-	-	-	-	-
2011	1	2010	Ark School For Deaf	041416	1	-	-	-	-	-	-	-	-	-	-	-	-	-	-	-	-	-	-	-
2011	1	2010	Arkadelphia School District	040035	74	3	1	33	2	4	-	4	-	-	1	10	-	-	-	-	-	-	7	-
2011	1	2010	Arkansas School Math & Sciences	041148	46	-	1	2	2	21	-	5	-	-	-	6	-	-	-	-	-	-	-	-
2011	1	2010	Armored School District	040055	14	7	-	-	-	-	-	-	-	-	2	-	4	1	-	-	-	-	-	-
2011	1	2010	Ashdown School District	040060	37	3	4	9	9	3	-	3	-	-	1	-	-	-	-	-	-	3	-	-
2011	1	2010	Atkins School District	040075	38	-	21	-	-	-	1	-	-	-	-	5	-	-	-	-	-	-	-	-
2011	1	2010	Augusta School District	040090	20	1	3	-	-	-	-	1	-	-	1	-	-	11	-	1	-	-	-	-
2011	1	2010	Bald Knob School District	040095	50	1	4	3	-	2	-	-	-	-	-	6	-	21	-	-	-	-	-	-
2011	1	2010	Barton-Lexa School District	040105	26	1	2	-	-	3	1	-	-	-	2	1	-	-	-	-	-	-	-	-
2011	1	2010	Batesville School District	040115	107	12	2	-	-	8	-	2	2	-	-	5	-	3	-	-	-	-	-	-
2011	1	2010	Bauxite School District	040125	62	5	11	5	-	-	-	1	-	-	-	9	-	-	-	-	-	-	2	-
2011	1	2010	Bay School District	040130	15	10	-	-	-	-	-	-	-	-	-	-	-	-	-	3	-	-	-	-
2011	1	2010	Bearden School District	040135	25	-	1	11	5	2	-	-	1	-	-	1	-	-	-	-	-	-	-	-
2011	1	2010	Beebe School District	040145	116	3	4	2	-	14	1	2	2	-	-	14	-	65	-	-	-	-	-	-
2011	1	2010	Benton School District	040170	153	7	9	11	2	28	1	34	2	-	-	21	-	-	-	-	-	-	6	-
2011	1	2010	Bentonville School District	040175	359	4	14	-	-	142	3	4	2	-	-	21	-	1	-	1	-	-	-	-
2011	1	2010	Bergman School District	040180	40	-	2	-	-	4	-	-	-	-	-	3	-	-	-	-	-	-	-	-
2011	1	2010	Berryville School District	040185	35	-	7	1	-	9	-	-	-	-	-	3	-	-	-	-	-	-	-	-
2011	1	2010	Bismarck School District	040210	37	1	-	20	-	1	-	-	-	-	-	2	-	-	-	-	-	-	2	-
2011	1	2010	Blevins School District	040225	13	-	-	4	1	-	-	-	-	-	-	-	-	-	-	-	-	-	-	-
2011	1	2010	Blevins School District	040720	12	-	-	-	3	-	-	-	-	-	-	1	-	-	-	-	-	-	-	-
2011	1	2010	Blytheville School District	040240	81	9	1	1	-	2	-	2	-	-	4	5	57	-	-	-	-	-	-	-
2011	1	2010	Booneville School District	040260	67	-	22	1	-	1	32	-	1	-	-	5	-	-	-	-	-	-	-	-
2011	1	2010	Bradford School District	040265	21	-	1	-	-	-	-	-	-	-	-	-	-	4	-	11	-	-	-	-
2011	1	2010	Bradley School District	040268	12	-	-	-	6	-	-	-	1	-	-	2	-	-	-	-	-	-	-	-
2011	1	2010	Brinkley School District	040290	22	2	2	-	-	-	-	-	-	-	2	1	-	2	-	-	1	-	-	11
2011	1	2010	Brookland School District	040300	60	43	-	-	-	2	-	-	-	-	-	-	-	1	-	1	8	-	-	1
2011	1	2010	Bryant School District	040310	252	32	7	30	1	19	-	40	2	-	2	31	-	-	-	-	-	-	-	-
2011	1	2010	Buffalo Is. Central School District	041680	27	10	4	-	-	-	-	-	-	-	-	1	11	-	-	-	1	-	-	-
2011	1	2010	Cabot School District	040320	297	21	9	5	4	29	3	17	3	-	-	56	-	117	-	-	-	-	-	-
2011	1	2010	Caddo Hills School District	041845	11	-	3	1	1	1	-	-	-	-	-	1	-	-	-	-	-	-	-	-
2011	1	2010	Calico Rock School District	040340	21	1	1	-	-	7	-	-	-	-	-	4	-	-	5	-	-	-	-	-
2011	1	2010	Camden Fairview School District	040345	3	-	-	-	-	-	-	-	-	-	1	-	-	-	-	-	-	-	-	-
2011	1	2010	Camden Fairview School District	040350	92	3	4	14	16	8	-	7	2	-	4	7	-	-	-	-	-	-	-	-
2011	1	2010	Carlisle School District	040380	20	1	1	1	-	3	-	-	1	-	-	1	-	8	-	-	-	-	-	-
2011	1	2010	Cave City School District	040405	53	11	2	-	-	-	-	3	-	-	-	1	-	1	1	-	-	-	-	-
2011	1	2010	Cave City School District	040755	1	-	-	-	-	-	-	-	-	-	-	-	-	-	1	-	-	-	-	-
2011	1	2010	Cedar Ridge School District	041814	28	2	-	-	-	-	-	-	-	-	-	-	-	1	-	-	-	-	-	-
2011	1	2010	Cedarville School District	040410	37	-	4	-	-	3	23	-	-	-	-	5	-	-	-	-	-	-	-	-
2011	1	2010	Centerpoint School District	040030	23	-	3	11	-	2	-	1	-	-	-	3	-	-	-	-	-	2	-	-
2011	1	2010	Charleston School District	040420	45	-	20	-	-	1	20	-	-	-	-	3	-	-	-	-	-	-	-	-
2011	1	2010	Clarendon School District	040455	20	2	-	-	-	-	-	4	3	-	-	2	-	-	-	-	-	-	-	-
2011	1	2010	Clarksville School District	040460	90	1	41	3	-	4	13	-	-	-	-	9	-	-	-	-	-	-	-	-
2011	1	2010	Cleveland County School District	042150	34	5	2	4	2	2	-	-	4	-	1	1	-	-	-	-	-	-	-	-
2011	1	2010	Clinton School District	040470	44	-	13	1	-	1	-	-	-	-	-	11	-	3	1	-	-	-	-	-

**Recently Graduated Public High School Students:
Where Do They Attend College?**

These are first-time entering freshman entering the year (fall term) after graduating high school.

Acad. Yr.	Term	HS Grad. Yr.	District Name	HS Code	Total Entering College (Unduplicated)	MSCC	NAC	NPCC	NWACC	OZC	PCCUA	PTC	RMCC	SACC	SAUT	SEAC	UACCB	UACCH	UACCM	ABC	CBC	CRC	HC	HU
2011	1	2010	Academics Plus School District	041528	16	-	-	-	-	-	-	-	-	-	-	-	-	-	-	-	-	-	-	-
2011	1	2010	Alma School District	040000	123	-	1	-	-	-	-	-	-	-	-	-	-	-	-	-	-	-	1	1
2011	1	2010	Alpena School District	040010	15	-	13	-	-	-	-	-	-	-	-	-	-	-	-	-	-	-	-	-
2011	1	2010	Ark School For Blind	041415	5	-	-	-	-	-	-	2	-	-	-	-	-	-	-	-	-	-	-	-
2011	1	2010	Ark School For Deaf	041416	1	-	-	-	-	-	-	-	-	-	-	-	-	-	-	1	-	-	-	-
2011	1	2010	Arkadelphia School District	040035	74	-	-	4	-	-	-	-	-	-	1	-	-	-	-	4	1	-	-	-
2011	1	2010	Arkansas School Math & Sciences	041148	46	-	-	-	-	-	-	-	-	-	-	-	-	-	-	-	-	-	8	-
2011	1	2010	Armored School District	040055	14	-	-	-	-	-	-	-	-	-	-	-	-	-	-	-	-	-	-	-
2011	1	2010	Ashdown School District	040060	37	-	-	-	-	-	-	-	-	-	-	-	-	-	1	-	-	-	1	-
2011	1	2010	Atkins School District	040075	38	-	-	-	-	-	-	-	-	-	-	-	-	-	-	9	-	-	-	-
2011	1	2010	Augusta School District	040090	20	-	-	-	-	-	-	-	-	-	-	-	-	-	-	1	-	-	-	1
2011	1	2010	Bald Knob School District	040095	50	-	-	-	-	-	-	1	-	-	-	-	4	-	-	-	1	1	-	1
2011	1	2010	Barton-Lexa School District	040105	26	-	-	-	-	-	15	1	-	-	-	-	-	-	-	-	-	-	-	-
2011	1	2010	Batesville School District	040115	107	-	-	-	-	1	-	-	-	-	-	-	55	-	1	-	-	-	4	1
2011	1	2010	Bauxite School District	040125	62	-	2	-	-	-	-	23	-	-	-	-	-	-	-	1	-	-	-	-
2011	1	2010	Bay School District	040130	15	-	-	-	-	-	-	-	-	-	-	-	-	-	-	-	-	-	-	-
2011	1	2010	Bearden School District	040135	25	-	-	-	-	-	-	-	-	-	4	-	-	-	-	-	-	-	-	-
2011	1	2010	Beebe School District	040145	116	-	-	-	-	-	-	-	-	-	-	-	-	-	-	1	2	-	2	2
2011	1	2010	Benton School District	040170	153	-	-	-	-	-	-	24	-	-	-	-	-	-	-	1	-	-	1	-
2011	1	2010	Bentonville School District	040175	359	-	-	-	146	-	-	-	-	-	-	-	-	-	-	1	-	-	5	5
2011	1	2010	Bergman School District	040180	40	-	31	-	-	-	-	-	-	-	-	-	-	-	-	-	-	-	-	-
2011	1	2010	Berryville School District	040185	35	-	12	-	1	-	-	-	-	-	-	-	-	-	-	-	-	-	-	-
2011	1	2010	Bismarck School District	040210	37	-	-	9	-	-	1	1	-	-	-	-	-	-	-	-	-	-	-	-
2011	1	2010	Blevins School District	040225	13	-	-	-	-	-	-	-	-	1	1	-	-	5	-	-	-	1	-	-
2011	1	2010	Blevins School District	040720	12	-	-	-	-	-	-	-	-	-	-	-	-	8	-	-	-	-	-	-
2011	1	2010	Blytheville School District	040240	81	-	-	-	-	-	-	1	-	-	-	-	-	-	-	-	-	-	-	-
2011	1	2010	Booneville School District	040260	67	-	-	-	-	-	-	-	-	-	1	-	-	-	-	-	-	-	1	-
2011	1	2010	Bradford School District	040265	21	-	-	-	-	-	-	-	-	-	-	-	-	-	-	-	1	-	-	4
2011	1	2010	Bradley School District	040268	12	-	-	-	-	-	-	-	-	-	-	-	-	1	-	2	-	-	-	-
2011	1	2010	Brinkley School District	040290	22	-	-	-	-	-	-	-	-	-	-	-	-	-	-	-	-	-	-	1
2011	1	2010	Brookland School District	040300	60	-	-	-	-	-	-	-	-	-	-	-	-	-	-	-	-	2	-	2
2011	1	2010	Bryant School District	040310	252	-	-	-	-	-	1	64	1	-	-	-	-	-	-	2	-	-	9	3
2011	1	2010	Buffalo Is. Central School District	041680	27	-	-	-	-	-	-	-	-	-	-	-	-	-	-	-	-	-	-	-
2011	1	2010	Cabot School District	040320	297	-	-	-	-	-	-	2	-	-	1	-	1	-	-	4	3	-	3	6
2011	1	2010	Caddo Hills School District	041845	11	-	-	3	-	-	-	-	1	-	-	-	-	-	-	-	-	-	-	-
2011	1	2010	Calico Rock School District	040340	21	-	-	-	-	3	-	-	-	-	-	-	-	-	-	-	-	-	-	-
2011	1	2010	Camden Fairview School District	040345	3	-	-	-	-	-	-	-	-	2	-	-	-	-	-	-	-	-	-	-
2011	1	2010	Camden Fairview School District	040350	92	-	-	-	-	-	-	-	-	-	26	-	-	-	-	-	-	1	-	1
2011	1	2010	Carlisle School District	040380	20	-	-	-	-	-	2	-	-	-	-	-	-	-	-	2	-	-	-	-
2011	1	2010	Cave City School District	040405	53	-	-	-	-	4	-	-	-	-	-	-	27	-	-	-	-	1	-	-
2011	1	2010	Cave City School District	040755	1	-	-	-	-	-	-	-	-	-	-	-	-	-	-	-	-	-	-	-
2011	1	2010	Cedar Ridge School District	041814	28	-	-	-	-	-	-	-	-	-	-	-	24	-	-	-	-	-	-	-
2011	1	2010	Cedarville School District	040410	37	-	-	-	-	-	-	-	-	-	-	-	-	-	-	-	-	-	-	-
2011	1	2010	Centerpoint School District	040030	23	-	-	1	-	-	-	-	-	-	-	-	-	-	-	-	-	-	-	-
2011	1	2010	Charleston School District	040420	45	-	1	-	-	-	-	-	-	-	-	-	-	-	-	-	-	-	-	-
2011	1	2010	Clarendon School District	040455	20	-	-	-	-	-	8	-	-	-	-	-	-	-	-	-	1	-	-	-
2011	1	2010	Clarksville School District	040460	90	-	-	-	-	-	-	-	-	-	-	-	-	4	1	-	-	-	-	-
2011	1	2010	Cleveland County School District	042150	34	-	-	-	-	-	-	-	-	-	2	11	-	-	-	-	-	-	-	-
2011	1	2010	Clinton School District	040470	44	-	-	-	-	-	-	-	-	-	-	-	-	-	14	-	-	-	-	-

**Recently Graduated Public High School Students:
Where Do They Attend College?**
These are first-time entering freshman entering the year (fall term) after graduating high school.

Acad. Yr.	Term	HS Grad. Yr.	District Name	HS Code	Total Entering College (Unduplicated)	JBU	LC	OBU	PSC	UO	WBC	BSN	JSN	4-Year Universities	2-Year Colleges	Private Institutions	Nursing Schools	TOTAL
2011	1	2010	Academics Plus School District	041528	16	-	1	-	-	-	-	-	-	15	-	1	-	16
2011	1	2010	Alma School District	040000	123	-	-	-	-	-	-	-	-	120	1	2	-	123
2011	1	2010	Alpena School District	040010	15	-	-	-	-	-	-	-	-	2	13	-	-	15
2011	1	2010	Ark School For Blind	041415	5	-	-	-	-	-	-	-	-	2	3	-	-	5
2011	1	2010	Ark School For Deaf	041416	1	-	-	-	-	-	-	-	-	-	-	1	-	1
2011	1	2010	Arkadelphia School District	040035	74	-	-	-	-	-	-	-	-	58	12	5	-	75
2011	1	2010	Arkansas School Math & Sciences	041148	46	1	-	-	-	-	-	-	-	37	-	9	-	46
2011	1	2010	Armored School District	040055	14	-	-	-	-	-	-	-	-	9	5	-	-	14
2011	1	2010	Ashdown School District	040060	37	-	-	-	-	-	-	-	-	32	4	1	-	37
2011	1	2010	Atkins School District	040075	38	-	-	-	-	2	-	-	-	27	9	2	-	38
2011	1	2010	Augusta School District	040090	20	-	1	-	-	-	-	-	-	6	12	3	-	21
2011	1	2010	Bald Knob School District	040095	50	-	4	-	-	1	-	-	-	16	26	8	-	50
2011	1	2010	Barton-Lexa School District	040105	26	-	-	-	-	-	-	-	-	10	16	-	-	26
2011	1	2010	Batesville School District	040115	107	-	12	-	-	-	-	-	-	31	60	17	-	108
2011	1	2010	Bauxite School District	040125	62	-	-	-	-	2	-	1	-	31	27	3	1	62
2011	1	2010	Bay School District	040130	15	-	2	-	-	-	-	-	-	10	3	2	-	15
2011	1	2010	Bearden School District	040135	25	-	-	-	-	-	-	-	-	21	4	-	-	25
2011	1	2010	Beebe School District	040145	116	-	-	-	-	-	-	2	-	42	65	7	2	116
2011	1	2010	Benton School District	040170	153	-	2	-	-	3	-	1	-	115	30	7	1	153
2011	1	2010	Bentonville School District	040175	359	6	1	-	-	4	-	-	-	190	148	22	-	360
2011	1	2010	Bergman School District	040180	40	-	-	-	-	-	-	-	-	9	31	-	-	40
2011	1	2010	Berryville School District	040185	35	-	1	-	-	1	-	-	-	20	13	2	-	35
2011	1	2010	Bismarck School District	040210	37	-	-	-	-	-	-	-	-	24	13	-	-	37
2011	1	2010	Blevins School District	040225	13	-	-	-	-	-	-	-	-	5	7	1	-	13
2011	1	2010	Blevins School District	040720	12	-	-	-	-	-	-	-	-	4	8	-	-	12
2011	1	2010	Blytheville School District	040240	81	-	-	-	-	-	-	-	-	24	58	-	-	82
2011	1	2010	Booneville School District	040260	67	-	3	-	-	-	-	-	-	62	1	4	-	67
2011	1	2010	Bradford School District	040265	21	-	-	-	-	-	-	-	-	1	15	5	-	21
2011	1	2010	Bradley School District	040268	12	-	-	-	-	-	-	-	-	9	1	2	-	12
2011	1	2010	Brinkley School District	040290	22	-	-	-	-	-	-	-	-	7	14	1	-	22
2011	1	2010	Brookland School District	040300	60	-	-	-	-	-	-	-	-	45	11	4	-	60
2011	1	2010	Bryant School District	040310	252	-	4	-	-	1	-	3	-	164	66	19	3	252
2011	1	2010	Buffalo Is. Central School District	041680	27	-	-	-	-	-	-	-	-	15	12	-	-	27
2011	1	2010	Cabot School District	040320	297	-	9	-	-	1	-	3	-	147	121	26	3	297
2011	1	2010	Caddo Hills School District	041845	11	-	-	-	-	-	-	-	-	7	4	-	-	11
2011	1	2010	Calico Rock School District	040340	21	-	-	-	-	-	-	-	-	13	8	-	-	21
2011	1	2010	Camden Fairview School District	040345	3	-	-	-	-	-	-	-	-	1	2	-	-	3
2011	1	2010	Camden Fairview School District	040350	92	-	-	-	-	-	-	-	-	65	26	2	-	93
2011	1	2010	Carlisle School District	040380	20	-	-	-	-	-	-	-	-	8	10	2	-	20
2011	1	2010	Cave City School District	040405	53	-	2	-	-	-	-	-	-	17	33	3	-	53
2011	1	2010	Cave City School District	040755	1	-	-	-	-	-	-	-	-	-	1	-	-	1
2011	1	2010	Cedar Ridge School District	041814	28	-	-	-	-	1	-	-	-	2	25	1	-	28
2011	1	2010	Cedarville School District	040410	37	-	-	-	-	2	-	-	-	35	-	2	-	37
2011	1	2010	Centerpoint School District	040030	23	-	-	-	-	-	-	-	-	20	3	-	-	23
2011	1	2010	Charleston School District	040420	45	-	-	-	-	-	-	-	-	44	1	-	-	45
2011	1	2010	Clarendon School District	040455	20	-	-	-	-	-	-	-	-	11	8	1	-	20
2011	1	2010	Clarksville School District	040460	90	-	-	-	-	14	-	-	-	71	4	15	-	90
2011	1	2010	Cleveland County School District	042150	34	-	-	-	-	-	-	-	-	21	13	-	-	34
2011	1	2010	Clinton School District	040470	44	-	-	-	-	-	-	-	-	26	18	-	-	44

**Recently Graduated Public High School Students:
Where Do They Attend College?**
These are first-time entering freshman entering the year (fall term) after graduating high school.

Acad. Yr.	Term	HS Grad. Yr.	District Name	HS Code	Total Entering College (Unduplicated)	ASU	ATU	HSU	SAUM	UAF	UAFS	UALR	UAM	UAMS	UAPB	UCA	ANC	ASUB	ASUMH	ASUN	BRTC	CCCUA	COTO	EACC
2011	1	2010	Concord School District	040485	11	-	-	-	-	-	-	-	-	-	1	1	-	4	-	-	-	-	-	-
2011	1	2010	Conway School District	040490	328	8	14	3	-	62	-	9	-	-	1	125	-	2	-	-	-	-	-	-
2011	1	2010	Corning School District	040505	30	7	-	-	-	-	-	-	-	-	-	2	-	-	-	-	18	-	-	-
2011	1	2010	Cotter School District	040510	25	-	2	-	-	1	-	-	-	-	-	-	-	1	16	-	-	-	-	-
2011	1	2010	County Line School District	040280	14	-	5	-	-	-	8	-	-	-	-	-	-	-	-	-	-	-	-	-
2011	1	2010	Cross County School District	040435	21	5	1	-	-	-	-	-	-	-	-	-	-	1	-	-	-	-	-	11
2011	1	2010	Crossett School District	040540	64	4	4	1	4	2	-	2	34	-	1	5	-	-	-	-	-	-	-	-
2011	1	2010	Cutter-Morning Star School District	041143	26	1	-	2	1	2	-	-	1	-	-	-	-	-	-	-	-	-	-	-
2011	1	2010	Danville School District	040565	34	-	27	-	-	-	2	-	-	-	-	2	-	-	-	-	-	1	-	-
2011	1	2010	Dardanelle School District	040575	56	1	36	-	-	2	-	2	-	-	-	2	-	-	-	-	-	-	-	-
2011	1	2010	Decatur School District	040580	11	-	-	-	-	3	1	-	-	-	-	1	-	-	-	-	-	-	-	-
2011	1	2010	Deer/Mt. Judea School District	040585	8	-	2	-	-	1	1	-	-	-	-	-	-	-	-	-	-	-	-	-
2011	1	2010	Deer/Mt. Judea School District	041770	8	-	-	-	-	1	-	-	-	-	-	-	-	-	-	-	-	-	-	-
2011	1	2010	Delight School District	040595	15	-	-	3	6	-	-	-	-	-	-	-	-	-	-	-	-	-	-	-
2011	1	2010	DeQueen School District	040605	64	-	8	7	7	3	-	2	1	-	-	1	-	-	-	-	-	32	-	-
2011	1	2010	Dequeen School District	041455	9	-	-	1	1	-	1	-	-	-	-	-	-	-	-	-	-	6	-	-
2011	1	2010	Dermott School District	040615	14	-	-	-	-	-	-	-	9	-	3	-	-	-	-	-	-	-	-	-
2011	1	2010	Des Arc School District	040620	24	3	-	-	-	1	-	-	-	-	-	2	-	16	-	-	-	-	-	-
2011	1	2010	Dewitt School District	040635	48	5	2	1	-	5	-	3	10	-	2	1	-	1	-	-	-	-	-	-
2011	1	2010	Dewitt School District	040885	3	1	-	-	-	-	-	-	1	-	-	-	-	-	-	-	-	-	-	-
2011	1	2010	Dierks School District	040640	28	-	-	10	-	1	-	-	-	-	-	4	-	-	-	-	-	11	-	-
2011	1	2010	Dollarway School District	042012	58	-	-	2	-	-	-	-	3	-	31	3	-	-	-	-	-	-	-	-
2011	1	2010	Dover School District	040650	48	-	31	-	-	3	-	1	-	-	-	4	-	-	-	-	-	-	-	-
2011	1	2010	Drew Central School District	041685	20	-	-	1	-	-	-	3	13	-	-	2	-	-	-	-	-	-	-	-
2011	1	2010	Dumas School District	040660	64	5	1	-	2	6	-	5	21	-	11	6	-	-	-	-	-	-	-	-
2011	1	2010	Earle School District	040675	26	1	1	-	-	1	-	-	-	-	4	3	-	-	-	-	-	-	-	-
2011	1	2010	East End School District	040190	30	-	9	-	-	-	-	-	-	-	-	4	-	-	-	-	-	-	-	-
2011	1	2010	East Poinsett Co. School District	041385	25	9	-	-	-	-	-	-	-	-	-	1	7	-	-	-	6	-	-	-
2011	1	2010	El Dorado School District	040690	178	5	2	19	25	21	1	8	6	-	5	16	-	-	-	-	-	-	-	-
2011	1	2010	Elkins School District	040705	37	-	4	-	-	11	1	-	2	-	-	1	-	-	-	-	-	-	-	-
2011	1	2010	Emerson-Taylor School District	040710	9	-	-	-	6	-	-	-	-	-	-	-	-	-	-	-	-	-	-	-
2011	1	2010	Emerson-Taylor School District	042400	17	-	-	-	14	-	-	-	-	-	-	-	-	-	-	-	-	-	-	-
2011	1	2010	England School District	040730	18	-	-	2	-	-	-	-	-	-	2	3	-	4	-	-	-	-	-	-
2011	1	2010	Eureka Springs School District	040750	22	-	2	-	-	6	2	-	-	-	-	1	-	-	-	-	-	-	-	-
2011	1	2010	Farmington School District	040760	56	1	4	-	-	20	2	-	-	-	-	2	-	-	-	-	-	-	-	-
2011	1	2010	Fayetteville School District	040770	253	1	5	-	2	169	1	1	-	-	-	10	-	-	-	-	-	-	-	-
2011	1	2010	Flippin School District	040775	22	-	8	-	-	3	-	-	-	-	-	2	-	-	3	-	-	-	-	-
2011	1	2010	Fordyce School District	040790	35	1	-	8	3	2	-	-	2	-	2	4	-	-	-	-	-	-	-	-
2011	1	2010	Foreman School District	040795	8	-	-	-	4	2	-	-	-	-	-	-	-	-	-	-	-	2	-	-
2011	1	2010	Forrest City School District	040805	113	6	-	-	-	9	-	2	1	-	10	10	-	-	-	-	-	-	-	68
2011	1	2010	Fort Smith School District	040835	139	1	4	-	-	22	97	5	2	-	-	4	-	-	-	-	-	-	-	-
2011	1	2010	Fort Smith School District	040837	276	3	23	3	-	73	143	-	-	-	2	11	-	-	-	-	-	-	-	-
2011	1	2010	Fouke School District	040840	12	-	1	-	5	-	-	-	-	-	-	3	-	-	-	-	-	-	-	-
2011	1	2010	Fountain Lake School District	041144	38	2	1	4	-	5	-	-	2	-	-	3	-	-	-	-	-	-	-	-
2011	1	2010	Genoa Central School District	040870	12	-	3	-	4	-	-	-	-	-	-	-	-	-	-	-	-	-	-	-
2011	1	2010	Gentry School District	040875	37	-	-	-	-	5	6	-	-	-	-	-	-	-	-	-	1	-	-	-
2011	1	2010	Glen Rose School District	041510	54	-	11	5	-	3	-	5	1	-	-	4	-	-	-	-	-	-	22	-
2011	1	2010	Gosnell School District	040230	32	2	-	-	-	2	-	-	-	-	-	-	26	-	-	-	-	-	-	-
2011	1	2010	Gravette School District	040930	44	-	4	-	-	12	-	-	-	-	-	-	-	-	-	-	-	-	-	-

**Recently Graduated Public High School Students:
Where Do They Attend College?**
These are first-time entering freshman entering the year (fall term) after graduating high school.

Acad. Yr.	Term	HS Grad. Yr.	District Name	HS Code	Total Entering College (Unduplicated)	MSCC	NAC	NPCC	NWACC	OZC	PCCUA	PTC	RMCC	SACC	SAUT	SEAC	UACCB	UACCH	UACCM	ABC	CBC	CRC	HC	HU
2011	1	2010	Concord School District	040485	11	-	-	-	-	-	-	-	-	-	-	3	-	-	-	-	-	-	-	-
2011	1	2010	Conway School District	040490	328	-	-	-	1	-	-	10	-	-	1	-	-	-	61	1	10	-	13	2
2011	1	2010	Corning School District	040505	30	-	-	-	-	1	-	-	-	-	-	-	-	-	-	-	-	1	-	1
2011	1	2010	Cotter School District	040510	25	-	3	-	-	-	-	-	-	-	-	-	-	-	-	-	-	-	-	-
2011	1	2010	County Line School District	040280	14	-	-	-	-	-	-	-	-	-	1	-	-	-	-	-	-	-	-	-
2011	1	2010	Cross County School District	040435	21	1	-	-	-	-	-	-	-	-	-	-	-	-	-	-	-	2	-	-
2011	1	2010	Crossett School District	040540	64	-	-	1	-	-	-	1	-	-	1	1	-	-	-	1	-	-	1	-
2011	1	2010	Cutter-Morning Star School District	041143	26	-	-	19	-	-	-	-	-	-	-	-	-	-	-	-	-	-	-	-
2011	1	2010	Danville School District	040565	34	-	-	-	-	-	-	-	-	-	-	-	-	-	3	-	-	-	-	-
2011	1	2010	Dardanelle School District	040575	56	-	-	-	-	-	-	-	-	-	-	-	-	-	11	-	-	-	-	-
2011	1	2010	Decatur School District	040580	11	-	-	-	6	-	-	-	-	-	-	-	-	-	-	-	-	-	-	-
2011	1	2010	Deer/Mt. Judea School District	040585	8	-	1	-	-	-	-	-	-	-	-	-	-	-	-	-	-	-	1	-
2011	1	2010	Deer/Mt. Judea School District	041770	8	-	7	-	-	-	-	-	-	-	-	-	-	-	-	-	-	-	-	-
2011	1	2010	Delight School District	040595	15	-	-	-	-	-	-	-	-	-	1	-	-	4	-	-	-	-	-	1
2011	1	2010	DeQueen School District	040605	64	-	-	-	1	-	-	-	-	-	-	-	-	-	-	-	-	-	-	1
2011	1	2010	Dequeen School District	041455	9	-	-	-	-	-	-	-	-	-	-	-	-	-	-	-	-	-	-	-
2011	1	2010	Dermott School District	040615	14	-	-	-	-	-	-	-	-	-	-	-	-	-	-	1	-	-	-	-
2011	1	2010	Des Arc School District	040620	24	-	-	-	-	-	-	-	-	-	-	-	-	-	-	-	-	-	-	-
2011	1	2010	Dewitt School District	040635	48	-	-	-	-	-	18	-	-	-	-	-	-	-	-	-	-	-	-	-
2011	1	2010	Dewitt School District	040885	3	-	-	-	-	-	1	-	-	-	-	-	-	-	-	-	-	-	-	-
2011	1	2010	Dierks School District	040640	28	-	-	-	-	-	-	-	-	-	1	-	-	1	-	-	-	-	-	-
2011	1	2010	Dollarway School District	042012	58	-	-	-	-	-	-	1	-	-	-	18	-	-	-	-	-	-	-	-
2011	1	2010	Dover School District	040650	48	-	-	-	-	-	-	-	-	-	-	-	-	-	8	-	-	-	1	-
2011	1	2010	Drew Central School District	041685	20	-	-	-	-	-	-	-	-	-	1	-	-	-	-	-	-	-	-	-
2011	1	2010	Dumas School District	040660	64	-	-	-	-	-	2	-	-	-	-	4	-	-	-	-	-	-	-	-
2011	1	2010	Earle School District	040675	26	16	-	-	-	-	-	-	-	-	-	-	-	-	-	-	-	-	-	-
2011	1	2010	East End School District	040190	30	-	-	-	-	-	-	1	-	-	-	-	-	-	-	15	-	-	-	-
2011	1	2010	East Poinsett Co. School District	041385	25	2	-	-	-	-	-	-	-	-	-	-	-	-	-	-	-	-	-	-
2011	1	2010	El Dorado School District	040690	178	-	-	-	-	-	-	1	-	65	-	-	-	-	-	1	1	-	-	-
2011	1	2010	Elkins School District	040705	37	-	-	-	11	-	-	-	-	-	-	-	-	-	-	-	1	-	-	2
2011	1	2010	Emerson-Taylor School District	040710	9	-	-	-	-	-	-	-	-	2	1	-	-	-	-	-	-	-	-	-
2011	1	2010	Emerson-Taylor School District	042400	17	-	1	-	-	-	-	-	-	-	-	-	-	2	-	-	-	-	-	-
2011	1	2010	England School District	040730	18	-	-	-	-	-	-	5	-	-	-	-	-	-	-	-	-	2	-	-
2011	1	2010	Eureka Springs School District	040750	22	-	1	-	8	-	-	-	-	-	-	-	-	-	-	-	-	-	-	1
2011	1	2010	Farmington School District	040760	56	-	1	-	21	-	-	-	-	-	-	-	-	-	-	-	-	-	1	-
2011	1	2010	Fayetteville School District	040770	253	-	-	-	52	-	-	-	-	-	-	-	-	-	-	-	-	-	5	-
2011	1	2010	Flippin School District	040775	22	-	5	-	-	-	-	-	-	-	-	-	-	-	-	-	-	-	-	-
2011	1	2010	Fordyce School District	040790	35	-	-	-	-	-	-	1	-	-	10	-	-	-	-	-	-	-	-	1
2011	1	2010	Foreman School District	040795	8	-	-	-	-	-	-	-	-	-	-	-	-	-	-	-	-	-	-	-
2011	1	2010	Forrest City School District	040805	113	1	-	-	-	-	-	-	-	-	-	-	-	-	-	2	-	-	-	-
2011	1	2010	Fort Smith School District	040835	139	-	-	-	-	-	-	-	-	-	-	-	-	-	-	-	-	-	1	-
2011	1	2010	Fort Smith School District	040837	276	-	-	-	1	-	-	-	-	-	-	-	-	-	-	-	-	-	3	2
2011	1	2010	Fouke School District	040840	12	-	-	-	-	-	-	-	-	-	-	-	-	3	-	-	-	-	-	-
2011	1	2010	Fountain Lake School District	041144	38	-	-	21	-	-	-	-	-	-	-	-	-	-	-	-	-	-	-	-
2011	1	2010	Genoa Central School District	040870	12	-	-	-	-	-	-	-	-	-	1	-	-	-	-	-	1	-	2	1
2011	1	2010	Gentry School District	040875	37	-	-	-	19	-	-	-	-	-	-	-	-	-	-	-	2	-	1	-
2011	1	2010	Glen Rose School District	041510	54	-	-	-	-	-	-	-	-	-	-	-	-	-	-	1	-	-	-	-
2011	1	2010	Gosnell School District	040230	32	-	-	-	-	-	-	-	-	-	-	-	-	-	-	-	-	-	-	-
2011	1	2010	Gravette School District	040930	44	-	-	-	26	-	-	-	-	-	-	-	-	-	-	-	-	-	-	1

**Recently Graduated Public High School Students:
Where Do They Attend College?**
These are first-time entering freshman entering the year (fall term) after graduating high school.

Acad. Yr.	Term	HS Grad. Yr.	District Name	HS Code	Total Entering College (Unduplicated)	JBU	LC	OBU	PSC	UO	WBC	BSN	JSN	4-Year Universities	2-Year Colleges	Private Institutions	Nursing Schools	TOTAL
2011	1	2010	Concord School District	040485	11	-	2	-	-	-	-	-	-	2	7	2	-	11
2011	1	2010	Conway School District	040490	328	-	-	-	2	3	-	-	-	222	75	31	-	328
2011	1	2010	Corning School District	040505	30	-	-	-	-	-	-	-	-	9	19	2	-	30
2011	1	2010	Cotter School District	040510	25	-	2	-	-	-	-	-	-	3	20	2	-	25
2011	1	2010	County Line School District	040280	14	-	-	-	-	-	-	-	-	13	1	-	-	14
2011	1	2010	Cross County School District	040435	21	-	-	-	-	-	-	-	-	6	13	2	-	21
2011	1	2010	Crossett School District	040540	64	-	-	-	-	1	-	-	-	57	4	3	-	64
2011	1	2010	Cutter-Morning Star School District	041143	26	-	-	-	-	-	-	-	-	7	19	-	-	26
2011	1	2010	Danville School District	040565	34	-	-	-	-	-	-	-	-	31	4	-	-	35
2011	1	2010	Dardanelle School District	040575	56	-	-	-	-	2	-	-	-	43	11	2	-	56
2011	1	2010	Decatur School District	040580	11	-	-	-	-	-	-	-	-	5	6	-	-	11
2011	1	2010	Deer/Mt. Judea School District	040585	8	-	-	-	-	2	-	-	-	4	1	3	-	8
2011	1	2010	Deer/Mt. Judea School District	041770	8	-	-	-	-	-	-	-	-	1	7	-	-	8
2011	1	2010	Delight School District	040595	15	-	-	-	-	-	-	-	-	9	5	1	-	15
2011	1	2010	DeQueen School District	040605	64	-	-	-	-	1	-	-	-	29	33	2	-	64
2011	1	2010	Dequeen School District	041455	9	-	-	-	-	-	-	-	-	3	6	-	-	9
2011	1	2010	Dermott School District	040615	14	-	-	-	1	-	-	-	-	12	-	2	-	14
2011	1	2010	Des Arc School District	040620	24	-	-	-	-	-	-	2	-	6	16	-	2	24
2011	1	2010	Dewitt School District	040635	48	-	-	-	-	-	-	-	-	29	19	-	-	48
2011	1	2010	Dewitt School District	040885	3	-	-	-	-	-	-	-	-	2	1	-	-	3
2011	1	2010	Dierks School District	040640	28	-	-	-	-	-	-	-	-	15	13	-	-	28
2011	1	2010	Dollarway School District	042012	58	-	-	-	-	-	-	-	-	39	19	-	-	58
2011	1	2010	Dover School District	040650	48	-	-	-	-	-	-	-	-	39	8	1	-	48
2011	1	2010	Drew Central School District	041685	20	-	-	-	-	-	-	-	-	19	1	-	-	20
2011	1	2010	Dumas School District	040660	64	-	-	-	1	-	-	-	-	57	6	1	-	64
2011	1	2010	Earle School District	040675	26	-	-	-	-	-	-	-	-	10	16	-	-	26
2011	1	2010	East End School District	040190	30	-	1	-	-	-	-	-	-	13	16	1	-	30
2011	1	2010	East Poinsett Co. School District	041385	25	-	-	-	-	-	-	-	-	10	15	-	-	25
2011	1	2010	El Dorado School District	040690	178	1	-	-	-	1	-	-	-	108	66	4	-	178
2011	1	2010	Elkins School District	040705	37	-	1	-	-	3	-	-	-	19	11	7	-	37
2011	1	2010	Emerson-Taylor School District	040710	9	-	-	-	-	-	-	-	-	6	3	-	-	9
2011	1	2010	Emerson-Taylor School District	042400	17	-	-	-	-	-	-	-	-	14	3	-	-	17
2011	1	2010	England School District	040730	18	-	-	-	-	-	-	-	-	7	9	2	-	18
2011	1	2010	Eureka Springs School District	040750	22	-	-	-	-	1	-	-	-	11	9	2	-	22
2011	1	2010	Farmington School District	040760	56	1	1	-	-	2	-	-	-	29	22	5	-	56
2011	1	2010	Fayetteville School District	040770	253	7	1	-	-	1	-	-	-	189	52	14	-	255
2011	1	2010	Flippin School District	040775	22	-	-	-	-	1	-	-	-	13	8	1	-	22
2011	1	2010	Fordyce School District	040790	35	-	-	-	-	1	-	-	-	22	11	2	-	35
2011	1	2010	Foreman School District	040795	8	-	-	-	-	-	-	-	-	6	2	-	-	8
2011	1	2010	Forrest City School District	040805	113	-	3	-	1	-	-	-	-	38	69	6	-	113
2011	1	2010	Fort Smith School District	040835	139	-	1	-	-	2	-	-	-	135	-	4	-	139
2011	1	2010	Fort Smith School District	040837	276	2	6	-	1	3	-	-	-	258	1	17	-	276
2011	1	2010	Fouke School District	040840	12	-	-	-	-	-	-	-	-	9	3	-	-	12
2011	1	2010	Fountain Lake School District	041144	38	-	-	-	-	-	-	-	-	17	21	-	-	38
2011	1	2010	Genoa Central School District	040870	12	-	-	-	-	-	-	-	-	7	1	4	-	12
2011	1	2010	Gentry School District	040875	37	3	-	-	-	-	-	-	-	11	20	6	-	37
2011	1	2010	Glen Rose School District	041510	54	-	-	-	-	1	-	1	-	29	22	2	1	54
2011	1	2010	Gosnell School District	040230	32	-	2	-	-	-	-	-	-	4	26	2	-	32
2011	1	2010	Gravette School District	040930	44	1	-	-	-	-	-	-	-	16	26	2	-	44

**Recently Graduated Public High School Students:
Where Do They Attend College?**

These are first-time entering freshman entering the year (fall term) after graduating high school.

Acad. Yr.	Term	HS Grad. Yr.	District Name	HS Code	Total Entering College (Unduplicated)	ASU	ATU	HSU	SAUM	UAF	UAFS	UALR	UAM	UAMS	UAPB	UCA	ANC	ASUB	ASUMH	ASUN	BRTC	CCCUA	COTO	EACC
2011	1	2010	Green Forest School District	040940	25	1	6	-	-	3	-	-	-	-	-	1	-	-	-	-	-	-	-	-
2011	1	2010	Greenbrier School District	040935	117	2	7	-	-	2	1	-	-	-	-	49	-	4	-	-	-	-	-	-
2011	1	2010	Greene Co. Tech School District	041950	122	84	3	-	-	6	-	-	-	-	-	-	1	-	-	-	27	-	-	-
2011	1	2010	Greenland School District	040945	30	-	1	-	-	15	7	-	-	-	-	1	-	-	-	-	-	-	-	-
2011	1	2010	Greenwood School District	040955	153	1	20	4	1	18	95	-	-	-	-	5	-	-	-	-	-	-	-	-
2011	1	2010	Gurdon School District	040969	27	-	-	17	2	-	-	-	-	-	1	2	-	-	-	-	-	-	-	-
2011	1	2010	Guy-Perkins School District	040980	13	2	1	-	-	-	-	-	-	-	-	1	-	2	-	1	-	-	-	-
2011	1	2010	Haas Hall Academy	042762	10	-	-	-	-	5	1	-	-	-	-	-	-	-	-	-	-	-	-	-
2011	1	2010	Hackett School District	040985	27	-	3	-	-	1	23	-	-	-	-	-	-	-	-	-	-	-	-	-
2011	1	2010	Hamburg School District	040995	49	6	1	6	3	1	-	1	24	-	-	4	-	-	-	-	-	-	-	-
2011	1	2010	Hampton School District	041000	31	-	-	3	7	-	-	1	7	-	-	1	-	-	-	-	-	-	-	-
2011	1	2010	Harmony Grove School District (Ouachita Co.)	040355	32	1	4	5	9	-	-	-	3	-	-	1	-	-	-	-	-	-	-	-
2011	1	2010	Harmony Grove School District (Ouachita Co.)	042305	3	-	-	-	1	1	-	1	-	-	-	-	-	-	-	-	-	-	-	-
2011	1	2010	Harmony Grove School District (Saline Co.)	040165	24	1	3	3	1	-	-	9	-	-	1	1	-	-	-	-	-	-	3	-
2011	1	2010	Harrisburg School District	041020	41	18	-	-	1	1	-	-	-	-	-	-	-	1	-	15	-	-	-	2
2011	1	2010	Harrisburg School District	042600	15	7	-	-	-	1	-	-	-	-	-	1	-	-	-	6	-	-	-	-
2011	1	2010	Harrison School District	041025	115	-	21	3	1	13	6	1	-	-	-	3	-	-	1	-	-	-	-	-
2011	1	2010	Hartford School District	041030	11	-	4	-	-	-	7	-	-	-	-	-	-	-	-	-	-	-	-	-
2011	1	2010	Hazen School District	041055	28	2	2	1	-	4	-	2	2	-	-	5	-	3	-	-	-	-	-	-
2011	1	2010	Heber Springs School District	041060	81	3	7	1	1	5	-	1	-	-	-	5	-	51	-	-	-	-	-	-
2011	1	2010	Hector School District	041070	32	-	20	-	-	-	-	-	-	-	-	-	-	-	-	-	-	-	-	-
2011	1	2010	Helena/ W.Helena School District	041075	84	5	3	-	-	1	-	3	6	-	9	7	-	-	-	-	-	-	-	-
2011	1	2010	Hermitage School District	041100	20	-	-	1	2	-	-	-	11	-	-	1	-	-	-	-	-	-	-	-
2011	1	2010	Highland School District	041005	62	16	-	-	-	6	-	-	-	-	-	6	-	-	1	-	1	-	-	-
2011	1	2010	Hillcrest School District	042348	7	3	-	-	-	-	-	-	-	-	-	-	-	-	-	2	-	-	-	-
2011	1	2010	Hope School District	041125	75	-	1	5	13	3	-	1	-	-	-	4	-	-	-	-	-	1	-	-
2011	1	2010	Horatio School District	041140	36	1	-	-	7	-	-	-	-	-	-	4	-	-	-	-	-	22	-	-
2011	1	2010	Hot Springs School District	041145	61	13	5	7	-	8	-	4	1	-	-	4	-	-	-	-	-	-	-	-
2011	1	2010	Hoxie School District	041175	29	8	-	-	1	-	-	-	-	-	-	-	-	-	-	2	16	1	-	-
2011	1	2010	Hughes School District	041180	15	6	-	-	-	-	-	-	-	-	3	-	-	-	-	-	-	-	-	1
2011	1	2010	Huntsville School District	041210	69	1	11	-	-	17	2	-	3	-	-	3	-	-	-	-	-	-	-	-
2011	1	2010	Huntsville School District	042210	11	-	3	-	-	1	-	-	-	-	-	-	-	-	-	-	-	-	-	-
2011	1	2010	Izard Co. Cons. School District	042540	16	-	-	1	-	-	-	-	-	-	-	2	-	-	-	-	-	-	-	-
2011	1	2010	Jackson Co. School District	042465	28	4	-	-	-	-	-	-	-	-	-	1	-	-	-	19	-	-	-	-
2011	1	2010	Jasper School District	041230	18	-	-	-	-	1	-	-	-	-	-	-	-	-	-	-	-	-	-	-
2011	1	2010	Jasper School District	041310	6	-	1	-	-	-	-	-	-	-	-	-	-	-	-	-	-	-	-	-
2011	1	2010	Jasper School District	041875	5	-	2	-	-	-	-	-	-	-	-	-	-	-	-	-	-	-	-	-
2011	1	2010	Jessieville School District	041235	33	5	2	6	-	8	-	-	-	-	-	1	-	-	-	-	-	-	-	-
2011	1	2010	Jonesboro School District	041270	141	95	-	-	-	28	-	1	2	-	1	4	-	-	-	1	2	-	-	-
2011	1	2010	Junction City School District	041285	28	-	-	1	7	-	-	-	4	-	-	3	-	-	-	-	-	-	-	-
2011	1	2010	Kipp Charter District	041089	9	-	-	3	-	2	-	-	-	-	-	3	-	-	-	-	-	-	-	-
2011	1	2010	Kirby School District	041315	16	-	1	4	1	-	-	-	-	-	-	2	-	-	-	-	-	4	-	-
2011	1	2010	Lafayette County School District	042326	19	-	-	4	9	-	-	-	-	-	1	1	-	-	-	-	-	-	-	-
2011	1	2010	Lake Hamilton School District	041155	143	7	20	24	6	17	-	3	1	-	-	10	-	1	-	-	-	-	-	-
2011	1	2010	Lakeside School District (Chicot Co.)	041345	39	1	-	1	2	1	-	8	13	-	8	3	-	-	-	-	-	-	-	-
2011	1	2010	Lakeside School District (Garland Co.)	041160	108	4	2	18	1	20	2	5	-	-	-	14	-	-	-	-	-	-	-	-
2011	1	2010	Lamar School District	041350	52	-	40	-	-	1	5	-	1	-	-	1	-	-	-	-	-	-	-	-
2011	1	2010	Lavaca School District	041365	33	-	7	-	-	4	14	-	-	-	-	4	-	-	-	-	-	-	-	-
2011	1	2010	Lawrence County School District	040215	10	-	-	-	-	-	-	-	-	-	-	-	-	-	-	-	7	-	-	-

**Recently Graduated Public High School Students:
Where Do They Attend College?**

These are first-time entering freshman entering the year (fall term) after graduating high school.

Acad. Yr.	Term	HS Grad. Yr.	District Name	HS Code	Total Entering College (Unduplicated)	MSCC	NAC	NPCC	NWACC	OZC	PCCUA	PTC	RMCC	SACC	SAUT	SEAC	UACCB	UACCH	UACCM	ABC	CBC	CRC	HC	HU
2011	1	2010	Green Forest School District	040940	25	-	11	-	3	-	-	-	-	-	-	-	-	-	-	-	-	-	-	-
2011	1	2010	Greenbrier School District	040935	117	-	-	-	1	-	-	-	-	-	-	-	-	-	38	-	9	-	-	2
2011	1	2010	Greene Co. Tech School District	041950	122	-	-	-	-	-	-	-	-	-	-	-	-	-	-	-	-	1	1	-
2011	1	2010	Greenland School District	040945	30	-	-	-	6	-	-	-	-	-	-	-	-	-	-	-	-	-	-	-
2011	1	2010	Greenwood School District	040955	153	-	-	-	1	-	-	1	-	-	-	-	-	-	-	-	-	-	2	1
2011	1	2010	Gurdon School District	040969	27	-	-	-	-	-	-	-	-	-	-	-	-	4	-	-	-	-	-	-
2011	1	2010	Guy-Perkins School District	040980	13	-	-	-	-	-	-	-	-	-	-	-	-	-	6	-	-	-	-	-
2011	1	2010	Haas Hall Academy	042762	10	-	-	-	4	-	-	-	-	-	-	-	-	-	-	-	-	-	-	-
2011	1	2010	Hackett School District	040985	27	-	-	-	-	-	-	-	-	-	-	-	-	-	-	-	-	-	-	-
2011	1	2010	Hamburg School District	040995	49	-	-	-	-	-	-	-	-	1	-	-	-	-	-	1	-	-	1	-
2011	1	2010	Hampton School District	041000	31	-	-	-	-	-	-	-	-	3	8	-	-	-	-	-	-	-	-	-
2011	1	2010	Harmony Grove School District (Ouachita Co.)	040355	32	-	-	-	-	-	-	-	-	-	9	-	-	-	-	-	-	-	-	-
2011	1	2010	Harmony Grove School District (Ouachita Co.)	042305	3	-	-	-	-	-	-	-	-	-	-	-	-	-	-	-	-	-	-	-
2011	1	2010	Harmony Grove School District (Saline Co.)	040165	24	-	-	-	-	-	-	2	-	-	-	-	-	-	-	-	-	-	-	-
2011	1	2010	Harrisburg School District	041020	41	-	-	-	-	-	-	-	-	-	-	-	-	-	-	-	-	1	1	-
2011	1	2010	Harrisburg School District	042600	15	-	-	-	-	-	-	-	-	-	-	-	-	-	-	-	-	-	-	-
2011	1	2010	Harrison School District	041025	115	-	56	-	-	-	-	-	-	-	-	-	-	-	-	-	-	-	1	6
2011	1	2010	Hartford School District	041030	11	-	-	-	-	-	-	-	-	-	-	-	-	-	-	-	-	-	-	-
2011	1	2010	Hazen School District	041055	28	-	-	-	-	-	5	1	-	-	-	-	-	-	-	-	-	-	-	1
2011	1	2010	Heber Springs School District	041060	81	-	-	-	-	-	-	-	-	-	-	-	-	-	-	1	-	-	1	3
2011	1	2010	Hector School District	041070	32	-	-	-	-	-	-	-	-	-	-	-	-	-	12	-	-	-	-	-
2011	1	2010	Helena/ W.Helena School District	041075	84	-	-	-	-	-	47	-	-	-	-	-	-	-	-	2	-	-	1	-
2011	1	2010	Hermitage School District	041100	20	-	-	-	-	-	-	-	-	4	1	-	-	-	-	-	-	-	-	-
2011	1	2010	Highland School District	041005	62	-	-	-	-	12	-	-	-	-	-	-	17	-	-	-	-	-	-	-
2011	1	2010	Hillcrest School District	042348	7	-	-	-	-	-	-	-	-	-	-	-	-	-	-	-	-	1	-	-
2011	1	2010	Hope School District	041125	75	-	-	-	-	-	-	1	-	-	1	-	-	36	-	4	2	-	-	-
2011	1	2010	Horatio School District	041140	36	-	-	-	-	-	-	-	-	-	-	-	-	-	-	-	1	-	-	-
2011	1	2010	Hot Springs School District	041145	61	-	-	19	-	-	-	1	-	-	-	-	-	-	-	-	-	-	1	-
2011	1	2010	Hoxie School District	041175	29	-	-	-	-	-	-	-	-	-	-	-	1	-	-	-	-	-	-	-
2011	1	2010	Hughes School District	041180	15	5	-	-	-	-	-	-	-	-	-	-	-	-	-	-	-	-	-	-
2011	1	2010	Huntsville School District	041210	69	-	10	-	21	-	-	-	-	-	-	-	-	-	-	-	-	-	-	-
2011	1	2010	Huntsville School District	042210	11	-	1	-	6	-	-	-	-	-	-	-	-	-	-	-	-	-	-	-
2011	1	2010	Izard Co. Cons. School District	042540	16	-	-	-	-	13	-	-	-	-	-	-	-	-	-	-	-	-	-	-
2011	1	2010	Jackson Co. School District	042465	28	-	-	-	-	-	-	-	-	-	-	-	2	-	-	-	-	-	-	-
2011	1	2010	Jasper School District	041230	18	-	16	-	-	-	-	-	-	-	-	-	-	-	-	-	-	-	-	-
2011	1	2010	Jasper School District	041310	6	-	4	-	-	-	-	-	-	-	-	-	-	-	-	-	-	-	-	-
2011	1	2010	Jasper School District	041875	5	-	-	-	-	-	-	-	-	-	-	-	-	-	-	-	-	-	-	-
2011	1	2010	Jessieville School District	041235	33	-	-	10	-	-	-	-	-	-	-	-	-	-	-	-	-	-	-	1
2011	1	2010	Jonesboro School District	041270	141	-	-	-	-	-	-	-	-	-	-	-	-	-	-	-	1	1	3	-
2011	1	2010	Junction City School District	041285	28	-	-	-	-	-	-	-	-	11	-	-	-	-	-	2	-	-	-	-
2011	1	2010	Kipp Charter District	041089	9	-	-	-	-	-	-	-	-	-	-	-	-	-	-	-	-	-	1	-
2011	1	2010	Kirby School District	041315	16	-	1	3	-	-	-	-	-	-	-	-	-	-	-	-	-	-	-	-
2011	1	2010	Lafayette County School District	042326	19	-	-	-	-	-	-	-	-	-	-	-	-	4	-	-	-	-	-	-
2011	1	2010	Lake Hamilton School District	041155	143	-	-	49	-	-	-	-	-	-	-	-	-	-	1	1	-	2	1	
2011	1	2010	Lakeside School District (Chicot Co.)	041345	39	-	-	-	-	-	-	-	-	-	-	-	-	-	-	2	-	-	-	-
2011	1	2010	Lakeside School District (Garland Co.)	041160	108	-	-	34	-	-	-	-	-	-	-	-	-	-	1	1	2	-	3	1
2011	1	2010	Lamar School District	041350	52	-	-	-	-	-	-	-	-	-	-	-	-	-	2	-	-	-	-	-
2011	1	2010	Lavaca School District	041365	33	-	-	-	-	-	-	-	-	-	-	-	-	-	-	-	3	-	1	-
2011	1	2010	Lawrence County School District	040215	10	-	-	-	-	-	-	-	-	-	-	-	2	-	1	-	-	-	-	-

**Recently Graduated Public High School Students:
Where Do They Attend College?**
These are first-time entering freshman entering the year (fall term) after graduating high school.

Acad. Yr.	Term	HS Grad. Yr.	District Name	HS Code	Total Entering College (Unduplicated)	JBU	LC	OBU	PSC	UO	WBC	BSN	JSN	4-Year Universities	2-Year Colleges	Private Institutions	Nursing Schools	TOTAL
2011	1	2010	Green Forest School District	040940	25	-	-	-	-	-	-	-	-	11	14	-	-	25
2011	1	2010	Greenbrier School District	040935	117	-	1	-	-	-	-	1	-	61	43	12	1	117
2011	1	2010	Greene Co. Tech School District	041950	122	-	1	-	-	-	-	-	-	93	28	3	-	124
2011	1	2010	Greenland School District	040945	30	-	-	-	-	-	-	-	-	24	6	-	-	30
2011	1	2010	Greenwood School District	040955	153	2	1	-	-	1	-	-	-	144	2	7	-	153
2011	1	2010	Gurdon School District	040969	27	-	-	-	1	-	-	-	-	22	4	1	-	27
2011	1	2010	Guy-Perkins School District	040980	13	-	-	-	-	-	-	-	-	4	9	-	-	13
2011	1	2010	Haas Hall Academy	042762	10	-	-	-	-	-	-	-	-	6	4	-	-	10
2011	1	2010	Hackett School District	040985	27	-	-	-	-	-	-	-	-	27	-	-	-	27
2011	1	2010	Hamburg School District	040995	49	-	-	-	-	-	-	-	-	46	1	2	-	49
2011	1	2010	Hampton School District	041000	31	-	1	-	-	-	-	-	-	19	11	1	-	31
2011	1	2010	Harmony Grove School District (Ouachita Co.)	040355	32	-	-	-	-	-	-	-	-	23	9	-	-	32
2011	1	2010	Harmony Grove School District (Ouachita Co.)	042305	3	-	-	-	-	-	-	-	-	3	-	-	-	3
2011	1	2010	Harmony Grove School District (Saline Co.)	040165	24	-	-	-	-	-	-	-	-	19	5	-	-	24
2011	1	2010	Harrisburg School District	041020	41	-	1	-	-	-	-	-	-	20	18	3	-	41
2011	1	2010	Harrisburg School District	042600	15	-	-	-	-	-	-	-	-	9	6	-	-	15
2011	1	2010	Harrison School District	041025	115	-	2	-	-	1	-	-	-	48	57	10	-	115
2011	1	2010	Hartford School District	041030	11	-	-	-	-	-	-	-	-	11	-	-	-	11
2011	1	2010	Hazen School District	041055	28	-	-	-	-	-	-	-	-	18	9	1	-	28
2011	1	2010	Heber Springs School District	041060	81	1	1	-	-	-	-	-	-	23	51	7	-	81
2011	1	2010	Hector School District	041070	32	-	-	-	-	-	-	-	-	20	12	-	-	32
2011	1	2010	Helena/ W.Helena School District	041075	84	-	-	-	1	-	-	-	-	34	47	4	-	85
2011	1	2010	Hermitage School District	041100	20	-	-	-	-	-	-	-	-	15	5	-	-	20
2011	1	2010	Highland School District	041005	62	-	3	-	-	-	-	-	-	28	31	3	-	62
2011	1	2010	Hillcrest School District	042348	7	-	1	-	-	-	-	-	-	3	2	2	-	7
2011	1	2010	Hope School District	041125	75	-	-	-	3	-	-	-	-	27	39	9	-	75
2011	1	2010	Horatio School District	041140	36	-	-	-	-	1	-	-	-	12	22	2	-	36
2011	1	2010	Hot Springs School District	041145	61	-	-	-	-	-	-	-	-	42	20	1	-	63
2011	1	2010	Hoxie School District	041175	29	-	-	-	-	-	-	-	-	9	20	-	-	29
2011	1	2010	Hughes School District	041180	15	-	-	-	-	-	-	-	-	9	6	-	-	15
2011	1	2010	Huntsville School District	041210	69	1	-	-	-	-	-	-	-	37	31	1	-	69
2011	1	2010	Huntsville School District	042210	11	-	-	-	-	-	-	-	-	4	7	-	-	11
2011	1	2010	Izard Co. Cons. School District	042540	16	-	-	-	-	-	-	-	-	3	13	-	-	16
2011	1	2010	Jackson Co. School District	042465	28	-	2	-	-	-	-	-	-	5	21	2	-	28
2011	1	2010	Jasper School District	041230	18	-	-	-	-	1	-	-	-	1	16	1	-	18
2011	1	2010	Jasper School District	041310	6	-	-	-	-	1	-	-	-	1	4	1	-	6
2011	1	2010	Jasper School District	041875	5	-	-	-	-	3	-	-	-	2	-	3	-	5
2011	1	2010	Jessieville School District	041235	33	-	-	-	-	-	-	-	-	22	10	1	-	33
2011	1	2010	Jonesboro School District	041270	141	-	1	-	-	1	-	-	-	131	3	7	-	141
2011	1	2010	Junction City School District	041285	28	-	-	-	-	-	-	-	-	15	11	2	-	28
2011	1	2010	Kipp Charter District	041089	9	-	-	-	-	-	-	-	-	8	-	1	-	9
2011	1	2010	Kirby School District	041315	16	-	-	-	-	-	-	-	-	8	8	-	-	16
2011	1	2010	Lafayette County School District	042326	19	-	-	-	-	-	-	-	-	15	4	-	-	19
2011	1	2010	Lake Hamilton School District	041155	143	1	1	-	-	-	-	-	-	88	50	7	-	145
2011	1	2010	Lakeside School District (Chicot Co.)	041345	39	-	-	-	-	-	-	-	-	37	-	2	-	39
2011	1	2010	Lakeside School District (Garland Co.)	041160	108	-	-	-	-	-	-	-	-	66	35	7	-	108
2011	1	2010	Lamar School District	041350	52	-	-	-	-	2	-	-	-	48	2	2	-	52
2011	1	2010	Lavaca School District	041365	33	-	-	-	-	-	-	-	-	29	-	4	-	33
2011	1	2010	Lawrence County School District	040215	10	-	-	-	-	-	-	-	-	-	10	-	-	10

**Recently Graduated Public High School Students:
Where Do They Attend College?**
These are first-time entering freshman entering the year (fall term) after graduating high school.

Acad. Yr.	Term	HS Grad. Yr.	District Name	HS Code	Total Entering College (Unduplicated)	ASU	ATU	HSU	SAUM	UAF	UAFS	UALR	UAM	UAMS	UAPB	UCA	ANC	ASUB	ASUMH	ASUN	BRTC	CCCUA	COTO	EACC
2011	1	2010	Lawrence County School District	042575	23	3	2	-	-	1	-	-	-	-	-	2	-	-	-	1	12	-	-	-
2011	1	2010	Lead Hill School District	041375	16	-	2	-	-	-	1	-	-	-	-	-	-	-	-	-	-	-	-	-
2011	1	2010	Lee County School District	041550	53	3	-	1	-	1	-	7	-	-	7	4	-	-	-	-	-	-	-	20
2011	1	2010	Lincoln School District	041405	22	-	2	-	1	8	2	-	-	-	-	-	-	-	-	-	-	-	-	-
2011	1	2010	Lisa Academy	041486	13	-	-	-	-	1	-	7	-	-	-	2	-	-	-	-	-	-	-	-
2011	1	2010	Little Rock School District	041422	310	10	5	8	1	98	-	33	2	-	18	55	-	-	-	-	-	-	-	-
2011	1	2010	Little Rock School District	041423	129	8	3	10	1	9	-	13	-	-	8	7	-	2	-	-	-	-	-	-
2011	1	2010	Little Rock School District	041429	94	11	2	5	-	3	-	9	4	-	8	15	-	-	-	-	-	-	-	-
2011	1	2010	Little Rock School District	041443	176	20	4	11	1	22	1	45	1	-	13	24	-	2	-	-	-	-	-	-
2011	1	2010	Little Rock School District	041485	47	1	2	4	1	1	-	3	1	-	5	3	-	-	-	-	-	-	-	-
2011	1	2010	Lonoke School District	041470	59	7	6	-	-	5	-	2	2	-	-	9	-	19	-	-	-	-	-	-
2011	1	2010	Magazine School District	041490	17	-	9	-	-	-	7	-	-	-	-	-	-	-	-	-	-	-	-	-
2011	1	2010	Magnet Cove School District	041520	35	2	1	14	1	3	-	-	-	-	-	1	-	-	-	-	-	-	12	-
2011	1	2010	Magnolia School District	041500	117	2	8	4	74	1	-	4	1	-	3	3	-	-	-	-	-	-	-	-
2011	1	2010	Malvern School District	041527	84	2	4	13	2	1	-	7	1	-	5	7	-	1	-	-	-	-	26	-
2011	1	2010	Mammoth Spring School District	041530	16	4	2	1	-	-	-	1	-	-	-	-	-	-	1	2	1	-	-	-
2011	1	2010	Manila School District	041535	49	10	-	-	-	2	-	-	-	-	-	1	32	-	-	-	-	-	-	-
2011	1	2010	Mansfield School District	041540	31	1	3	1	-	3	23	-	-	-	-	-	-	-	-	-	-	-	-	-
2011	1	2010	Marion School District	041560	156	27	1	6	-	12	3	1	2	-	5	24	-	-	-	-	-	-	-	-
2011	1	2010	Marked Tree School District	041570	14	8	-	-	1	-	-	-	-	-	-	1	-	-	-	2	-	-	-	-
2011	1	2010	Marmaduke School District	041575	24	9	-	-	-	-	-	-	-	-	-	1	-	3	-	-	8	-	-	-
2011	1	2010	Marvell School District	041585	17	2	-	-	-	1	-	1	-	-	2	3	-	-	-	-	-	-	-	-
2011	1	2010	Mayflower School District	041595	30	1	4	2	-	-	-	1	1	-	-	3	-	4	-	-	-	-	-	-
2011	1	2010	Maynard School District	041600	16	1	-	-	-	-	-	-	-	-	-	-	-	-	-	-	14	-	-	-
2011	1	2010	Mccrory School District	041610	27	5	4	-	-	-	-	-	-	-	-	3	-	1	-	10	-	-	-	-
2011	1	2010	McGehee School District	041620	45	5	-	1	1	2	-	-	26	-	2	6	-	-	-	-	-	-	-	-
2011	1	2010	Melbourne School District (Izard Co.)	041645	45	5	1	-	-	-	-	-	2	-	-	6	-	-	-	-	-	-	-	-
2011	1	2010	Mena School District	041655	88	5	11	-	10	7	9	-	-	-	-	5	-	-	-	-	-	-	-	-
2011	1	2010	Midland School District	042060	19	-	-	-	-	-	-	-	-	-	-	1	-	1	-	-	-	-	-	-
2011	1	2010	Mineral Springs School District	041670	15	-	3	3	2	-	-	-	-	-	-	-	-	-	-	-	-	7	-	-
2011	1	2010	Mineral Springs School District	042220	3	-	-	2	-	-	-	-	-	-	-	-	-	-	-	-	-	-	-	-
2011	1	2010	Monticello School District	041695	76	3	-	6	4	8	-	1	40	-	6	4	-	-	-	-	-	-	-	-
2011	1	2010	Mount Ida School District	041765	24	-	2	1	1	2	1	-	-	-	-	5	-	-	-	-	-	-	-	-
2011	1	2010	Mountain Home School District	041740	135	3	8	1	-	30	-	1	-	-	-	5	-	-	76	-	-	-	-	-
2011	1	2010	Mountain Pine School District	041745	21	-	1	5	3	1	-	-	-	-	-	-	-	-	-	-	-	-	-	-
2011	1	2010	Mountain View School District	041750	48	-	10	-	-	5	-	-	1	-	-	1	-	-	1	-	-	-	-	-
2011	1	2010	Mountain View School District	042190	10	-	-	-	-	1	1	-	-	-	-	-	-	-	-	-	-	-	-	-
2011	1	2010	Mountain View School District	042440	8	-	-	-	-	-	-	-	-	-	-	-	-	-	-	-	-	-	-	-
2011	1	2010	Mountainburg School District	041735	18	-	3	-	-	2	12	-	-	-	-	-	-	-	-	-	-	-	-	-
2011	1	2010	Mt. Vernon/Enola School District	041780	14	-	1	-	-	2	-	-	-	-	-	1	-	6	-	-	-	-	-	-
2011	1	2010	Mulberry School District	041785	9	-	2	-	-	-	6	-	-	-	-	-	-	-	-	-	-	-	-	-
2011	1	2010	Murfreesboro School District	041800	21	-	3	3	2	-	-	-	-	-	-	2	-	-	-	-	-	10	-	-
2011	1	2010	N. Little Rock School District	041860	291	18	8	14	4	39	-	32	-	-	9	66	-	-	-	-	-	-	-	-
2011	1	2010	N. Little Rock School District	041867	5	-	-	-	-	-	-	-	-	-	4	-	-	-	-	-	-	-	-	-
2011	1	2010	N. Little Rock School District	041967	2	-	-	-	-	-	-	-	-	-	-	1	-	-	-	-	-	-	-	-
2011	1	2010	Nashville School District	041810	76	3	10	15	6	5	-	-	-	-	1	6	-	-	-	-	-	24	-	-
2011	1	2010	Nemo Vista School District	040415	21	1	3	-	-	-	-	-	-	-	-	3	-	-	-	-	-	-	-	-
2011	1	2010	Nettleton School District	041815	84	61	1	-	-	8	-	-	1	-	1	3	-	1	-	3	-	-	-	-
2011	1	2010	Nevada School District	042183	16	-	-	4	4	-	-	-	1	-	1	1	-	-	-	-	-	-	-	-

**Recently Graduated Public High School Students:
Where Do They Attend College?**

These are first-time entering freshman entering the year (fall term) after graduating high school.

Acad. Yr.	Term	HS Grad. Yr.	District Name	HS Code	Total Entering College (Unduplicated)	MSCC	NAC	NPCC	NWACC	OZC	PCCUA	PTC	RMCC	SACC	SAUT	SEAC	UACCB	UACCH	UACCM	ABC	CBC	CRC	HC	HU
2011	1	2010	Lawrence County School District	042575	23	-	-	-	-	-	-	-	-	-	-	-	-	-	-	-	-	1	-	-
2011	1	2010	Lead Hill School District	041375	16	-	13	-	-	-	-	-	-	-	-	-	-	-	-	-	-	-	-	-
2011	1	2010	Lee County School District	041550	53	2	-	-	-	-	4	-	-	-	-	1	-	-	-	3	-	-	-	-
2011	1	2010	Lincoln School District	041405	22	-	-	-	9	-	-	-	-	-	-	-	-	-	-	-	-	-	-	-
2011	1	2010	Lisa Academy	041486	13	-	-	-	-	-	-	-	-	-	-	-	-	-	-	-	-	-	3	-
2011	1	2010	Little Rock School District	041422	310	-	-	-	-	-	-	49	-	-	-	-	-	-	-	8	1	-	12	2
2011	1	2010	Little Rock School District	041423	129	-	-	-	-	-	-	30	-	-	-	1	-	-	-	30	-	-	-	1
2011	1	2010	Little Rock School District	041429	94	-	-	-	-	-	-	29	-	-	-	-	-	-	-	5	1	-	1	-
2011	1	2010	Little Rock School District	041443	176	-	-	-	-	-	-	23	-	-	-	-	-	-	-	2	-	-	4	-
2011	1	2010	Little Rock School District	041485	47	-	-	-	-	-	-	9	-	-	-	-	-	-	-	15	-	-	-	-
2011	1	2010	Lonoke School District	041470	59	-	-	-	1	-	-	6	-	-	-	-	-	-	-	-	1	-	-	1
2011	1	2010	Magazine School District	041490	17	-	-	-	-	-	-	-	-	-	-	-	-	-	-	-	-	-	-	-
2011	1	2010	Magnet Cove School District	041520	35	-	-	1	-	-	-	-	-	-	-	-	-	-	-	-	-	-	-	-
2011	1	2010	Magnolia School District	041500	117	-	-	-	-	-	-	-	-	2	7	-	-	5	-	1	-	-	-	-
2011	1	2010	Malvern School District	041527	84	-	-	-	-	-	-	-	-	-	-	-	-	1	-	8	3	-	-	-
2011	1	2010	Mammoth Spring School District	041530	16	-	-	-	-	4	-	-	-	-	-	-	-	-	-	-	-	-	-	-
2011	1	2010	Manila School District	041535	49	-	-	-	-	-	-	-	-	-	-	-	-	-	-	-	-	4	-	-
2011	1	2010	Mansfield School District	041540	31	-	-	-	-	-	-	-	-	-	-	-	-	-	-	-	-	-	-	-
2011	1	2010	Marion School District	041560	156	72	-	-	-	-	-	-	-	-	-	-	-	-	-	-	-	-	-	1
2011	1	2010	Marked Tree School District	041570	14	2	-	-	-	-	-	-	-	-	-	-	-	-	-	-	-	-	-	-
2011	1	2010	Marmaduke School District	041575	24	-	-	-	-	-	-	-	-	-	-	-	-	-	-	-	-	3	-	-
2011	1	2010	Marvell School District	041585	17	-	-	-	-	-	8	-	-	-	-	-	-	-	-	-	-	-	-	-
2011	1	2010	Mayflower School District	041595	30	-	-	-	-	-	-	1	-	-	-	-	-	-	8	-	2	-	1	-
2011	1	2010	Maynard School District	041600	16	-	-	-	-	-	-	-	-	-	-	-	-	-	-	-	-	-	-	-
2011	1	2010	Mccrory School District	041610	27	-	-	-	-	-	-	-	-	-	-	-	1	-	-	-	1	-	1	-
2011	1	2010	McGehee School District	041620	45	-	-	-	-	-	-	-	-	-	-	1	-	-	-	-	-	-	-	-
2011	1	2010	Melbourne School District (Izard Co.)	041645	45	-	1	-	-	19	-	-	-	-	-	-	6	-	1	-	-	1	-	-
2011	1	2010	Mena School District	041655	88	-	1	-	-	-	-	-	35	-	-	-	-	-	-	2	-	-	-	-
2011	1	2010	Midland School District	042060	19	-	-	-	-	-	-	-	-	-	-	-	14	-	-	-	-	-	-	1
2011	1	2010	Mineral Springs School District	041670	15	-	-	-	-	-	-	-	-	-	-	-	-	-	-	-	-	-	-	-
2011	1	2010	Mineral Springs School District	042220	3	-	-	-	-	-	-	-	-	-	-	-	-	1	-	-	-	-	-	-
2011	1	2010	Monticello School District	041695	76	-	-	-	-	-	-	-	-	-	2	-	-	1	-	-	-	-	-	1
2011	1	2010	Mount Ida School District	041765	24	-	1	5	-	-	-	-	4	-	-	-	-	-	2	-	-	-	-	-
2011	1	2010	Mountain Home School District	041740	135	-	2	-	1	-	-	-	-	-	-	-	-	-	-	-	-	-	3	2
2011	1	2010	Mountain Pine School District	041745	21	-	-	11	-	-	-	-	-	-	-	-	-	-	-	-	-	-	-	-
2011	1	2010	Mountain View School District	041750	48	-	-	-	1	22	-	-	-	-	-	-	2	-	1	-	-	-	-	1
2011	1	2010	Mountain View School District	042190	10	-	-	-	-	7	-	-	-	-	-	-	-	-	1	-	-	-	-	-
2011	1	2010	Mountain View School District	042440	8	-	2	-	-	6	-	-	-	-	-	-	-	-	-	-	-	-	-	-
2011	1	2010	Mountainburg School District	041735	18	-	-	-	-	-	-	-	-	-	-	-	-	-	-	-	-	-	-	-
2011	1	2010	Mt. Vernon/Enola School District	041780	14	-	-	-	-	-	-	-	-	-	-	-	-	-	2	-	2	-	-	-
2011	1	2010	Mulberry School District	041785	9	-	-	-	-	-	-	-	-	-	-	-	-	-	-	-	-	-	-	1
2011	1	2010	Murfreesboro School District	041800	21	-	-	-	-	-	-	-	-	-	-	-	-	1	-	-	-	-	-	1
2011	1	2010	N. Little Rock School District	041860	291	-	1	-	-	-	-	82	-	-	-	-	-	-	-	5	-	-	7	3
2011	1	2010	N. Little Rock School District	041867	5	-	-	-	-	-	-	-	-	-	-	-	-	-	-	-	-	-	1	-
2011	1	2010	N. Little Rock School District	041967	2	-	-	-	-	-	-	-	-	-	-	-	-	-	-	-	-	-	-	-
2011	1	2010	Nashville School District	041810	76	-	2	-	-	-	-	-	-	-	-	-	-	2	-	-	-	-	-	1
2011	1	2010	Nemo Vista School District	040415	21	-	-	-	-	-	-	1	-	-	-	-	-	-	12	-	-	-	-	-
2011	1	2010	Nettleton School District	041815	84	-	-	-	-	-	-	-	-	-	-	-	-	-	-	-	1	-	1	-
2011	1	2010	Nevada School District	042183	16	-	-	-	-	-	-	-	-	-	1	-	-	3	-	-	1	-	-	-

**Recently Graduated Public High School Students:
Where Do They Attend College?**
These are first-time entering freshman entering the year (fall term) after graduating high school.

Acad. Yr.	Term	HS Grad. Yr.	District Name	HS Code	Total Entering College (Unduplicated)	JBU	LC	OBU	PSC	UO	WBC	BSN	JSN	4-Year Universities	2-Year Colleges	Private Institutions	Nursing Schools	TOTAL
2011	1	2010	Lawrence County School District	042575	23	-	1	-	-	-	-	-	-	8	13	2	-	23
2011	1	2010	Lead Hill School District	041375	16	-	-	-	-	-	-	-	-	3	13	-	-	16
2011	1	2010	Lee County School District	041550	53	-	-	-	-	-	-	-	-	23	27	3	-	53
2011	1	2010	Lincoln School District	041405	22	-	-	-	-	-	-	-	-	13	9	-	-	22
2011	1	2010	Lisa Academy	041486	13	-	-	-	-	-	-	-	-	10	-	3	-	13
2011	1	2010	Little Rock School District	041422	310	2	1	-	3	2	-	-	-	230	49	31	-	310
2011	1	2010	Little Rock School District	041423	129	-	-	-	5	-	-	1	-	59	33	36	1	129
2011	1	2010	Little Rock School District	041429	94	-	-	-	1	-	-	-	-	57	29	8	-	94
2011	1	2010	Little Rock School District	041443	176	-	2	-	-	-	-	1	-	142	25	8	1	176
2011	1	2010	Little Rock School District	041485	47	-	-	-	2	-	-	-	-	21	9	17	-	47
2011	1	2010	Lonoke School District	041470	59	-	-	-	-	-	-	-	-	31	26	2	-	59
2011	1	2010	Magazine School District	041490	17	-	-	-	-	1	-	-	-	16	-	1	-	17
2011	1	2010	Magnet Cove School District	041520	35	-	-	-	-	-	-	-	-	22	13	-	-	35
2011	1	2010	Magnolia School District	041500	117	-	-	-	2	-	-	-	-	100	14	3	-	117
2011	1	2010	Malvern School District	041527	84	-	-	-	1	-	-	2	-	42	28	12	2	84
2011	1	2010	Mammoth Spring School District	041530	16	-	-	-	-	-	-	-	-	8	8	-	-	16
2011	1	2010	Manila School District	041535	49	-	-	-	-	-	-	-	-	13	32	4	-	49
2011	1	2010	Mansfield School District	041540	31	-	-	-	-	-	-	-	-	31	-	-	-	31
2011	1	2010	Marion School District	041560	156	-	1	-	1	-	-	-	-	81	72	3	-	156
2011	1	2010	Marked Tree School District	041570	14	-	-	-	-	-	-	-	-	10	4	-	-	14
2011	1	2010	Marmaduke School District	041575	24	-	-	-	-	1	-	-	-	10	11	4	-	25
2011	1	2010	Marvell School District	041585	17	-	-	-	-	-	-	-	-	9	8	-	-	17
2011	1	2010	Mayflower School District	041595	30	-	-	-	-	3	-	-	-	12	13	6	-	31
2011	1	2010	Maynard School District	041600	16	-	1	-	-	-	-	-	-	1	14	1	-	16
2011	1	2010	Mccrory School District	041610	27	-	1	-	-	-	-	-	-	12	12	3	-	27
2011	1	2010	McGehee School District	041620	45	-	-	-	1	-	-	-	-	43	1	1	-	45
2011	1	2010	Melbourne School District (Izard Co.)	041645	45	-	3	-	-	-	-	-	-	14	27	4	-	45
2011	1	2010	Mena School District	041655	88	1	-	-	-	2	-	-	-	47	36	5	-	88
2011	1	2010	Midland School District	042060	19	-	4	-	-	-	-	-	-	1	15	5	-	21
2011	1	2010	Mineral Springs School District	041670	15	-	-	-	-	-	-	-	-	8	7	-	-	15
2011	1	2010	Mineral Springs School District	042220	3	-	-	-	-	-	-	-	-	2	1	-	-	3
2011	1	2010	Monticello School District	041695	76	-	-	-	-	-	-	-	-	72	3	1	-	76
2011	1	2010	Mount Ida School District	041765	24	-	-	-	-	-	-	-	-	12	12	-	-	24
2011	1	2010	Mountain Home School District	041740	135	-	1	-	-	2	-	-	-	48	79	8	-	135
2011	1	2010	Mountain Pine School District	041745	21	-	-	-	-	-	-	-	-	10	11	-	-	21
2011	1	2010	Mountain View School District	041750	48	-	3	-	-	-	-	-	-	17	27	4	-	48
2011	1	2010	Mountain View School District	042190	10	-	-	-	-	-	-	-	-	2	8	-	-	10
2011	1	2010	Mountain View School District	042440	8	-	-	-	-	-	-	-	-	-	8	-	-	8
2011	1	2010	Mountainburg School District	041735	18	1	-	-	-	-	-	-	-	17	-	1	-	18
2011	1	2010	Mt. Vernon/Enola School District	041780	14	-	-	-	-	-	-	-	-	4	8	2	-	14
2011	1	2010	Mulberry School District	041785	9	-	-	-	-	-	-	-	-	8	-	1	-	9
2011	1	2010	Murfreesboro School District	041800	21	-	-	-	-	-	-	-	-	10	11	1	-	22
2011	1	2010	N. Little Rock School District	041860	291	-	-	-	2	1	-	-	-	190	83	18	-	291
2011	1	2010	N. Little Rock School District	041867	5	-	-	-	-	-	-	-	-	4	-	1	-	5
2011	1	2010	N. Little Rock School District	041967	2	-	1	-	-	-	-	-	-	1	-	1	-	2
2011	1	2010	Nashville School District	041810	76	-	-	-	2	-	-	-	-	46	28	3	-	77
2011	1	2010	Nemo Vista School District	040415	21	-	1	-	-	-	-	-	-	7	13	1	-	21
2011	1	2010	Nettleton School District	041815	84	-	3	-	-	-	-	-	-	75	4	5	-	84
2011	1	2010	Nevada School District	042183	16	-	-	-	-	-	-	-	-	11	4	1	-	16

**Recently Graduated Public High School Students:
Where Do They Attend College?**
These are first-time entering freshman entering the year (fall term) after graduating high school.

Acad. Yr.	Term	HS Grad. Yr.	District Name	HS Code	Total Entering College (Unduplicated)	ASU	ATU	HSU	SAUM	UAF	UAFS	UALR	UAM	UAMS	UAPB	UCA	ANC	ASUB	ASUMH	ASUN	BRTC	CCCUA	COTO	EACC
2011	1	2010	Newport School District	041830	44	11	-	-	-	4	-	-	-	-	-	3	-	-	-	21	-	-	-	-
2011	1	2010	Norfolk School District	041840	22	-	-	-	-	2	-	-	-	-	-	-	-	-	18	-	-	-	-	-
2011	1	2010	Norphlet School District	041850	13	-	-	2	-	1	-	-	-	-	-	-	-	-	-	-	-	-	-	-
2011	1	2010	Northwest Arkansas Academy Of Fine Arts	042169	9	-	1	1	-	-	-	1	-	-	-	-	-	-	-	-	-	-	-	-
2011	1	2010	Omaha School District	041905	5	-	-	-	-	2	-	-	-	-	-	-	-	-	-	-	-	-	-	-
2011	1	2010	Osceola (OCABS) Comm Arts-Business Charter School	041919	3	-	-	-	-	-	-	-	-	-	-	-	3	-	-	-	-	-	-	-
2011	1	2010	Osceola School District	041910	31	4	-	-	-	2	-	1	-	-	2	2	18	-	-	-	-	-	-	-
2011	1	2010	Ouachita River School District	041650	14	-	-	-	-	-	5	-	-	-	-	2	-	-	-	-	-	-	-	-
2011	1	2010	Ouachita River School District	041880	8	-	1	-	-	-	1	-	-	-	-	1	-	-	-	-	-	-	-	-
2011	1	2010	Ouachita School District	040645	19	-	-	14	-	-	-	-	1	-	-	2	-	-	-	-	-	-	2	-
2011	1	2010	Ozark Mountain School District	040305	7	-	-	-	-	-	-	-	1	-	-	-	-	-	1	-	-	-	-	-
2011	1	2010	Ozark Mountain School District	042205	10	-	-	-	-	-	-	-	-	-	-	-	-	-	-	-	-	-	-	-
2011	1	2010	Ozark Mountain School District	042605	13	-	-	-	-	1	-	-	-	-	-	2	-	-	-	-	-	-	-	-
2011	1	2010	Ozark School District	041930	84	-	42	-	-	8	22	-	4	-	-	6	-	-	8	-	-	-	-	-
2011	1	2010	Palestine-Wheatley School District	041935	15	1	-	1	-	-	-	1	-	-	-	1	-	-	-	-	-	-	-	10
2011	1	2010	Pangburn School District	041940	29	-	2	-	-	-	-	-	-	-	-	2	-	21	-	-	-	-	-	-
2011	1	2010	Paragould School District	041960	89	50	2	2	-	3	-	1	-	-	-	2	3	-	1	3	16	-	-	-
2011	1	2010	Paris School District	041970	47	-	23	-	-	5	17	-	-	-	-	-	-	-	-	-	-	-	-	-
2011	1	2010	Parkers Chapel School District	040695	41	-	1	5	23	4	-	-	1	-	-	-	-	-	-	-	-	-	-	-
2011	1	2010	Pea Ridge School District	041995	31	-	8	-	-	3	1	-	-	-	-	1	-	-	-	-	-	-	-	-
2011	1	2010	Perryville School District	042000	54	2	14	1	-	3	-	4	-	-	-	2	-	-	-	-	-	-	-	-
2011	1	2010	Piggott School District	042005	22	6	2	-	-	1	-	-	-	-	-	2	-	-	-	-	9	-	-	-
2011	1	2010	Pine Bluff School District	042030	132	9	-	2	2	5	-	14	10	-	54	10	-	1	-	-	-	-	-	-
2011	1	2010	Pocahontas School District	042070	72	14	2	-	-	8	-	-	-	-	-	4	-	-	-	-	40	-	-	-
2011	1	2010	Pottsville School District	042090	48	-	28	-	-	3	-	-	-	-	-	4	-	-	-	-	-	-	-	-
2011	1	2010	Poyen School District	042100	20	-	1	5	-	-	-	-	-	-	-	2	-	-	-	-	-	-	8	-
2011	1	2010	Prairie Grove School District	042105	49	-	10	-	-	16	2	-	-	-	-	2	-	-	-	-	-	-	-	-
2011	1	2010	Prescott School District	042120	49	2	1	13	6	-	-	1	1	-	-	3	-	-	-	1	-	-	1	-
2011	1	2010	Pulaski County Special School District	041225	76	9	14	3	-	2	-	5	3	-	-	11	-	11	-	-	-	-	-	-
2011	1	2010	Pulaski County Special School District	041227	83	7	3	5	-	2	1	8	1	-	-	14	-	13	-	-	-	-	-	-
2011	1	2010	Pulaski County Special School District	041430	46	-	7	3	-	5	-	5	-	-	7	6	-	-	-	-	-	-	-	-
2011	1	2010	Pulaski County Special School District	041861	37	5	3	1	-	-	-	7	1	-	-	8	-	-	-	-	-	-	-	-
2011	1	2010	Pulaski County Special School District	041872	105	3	1	5	-	4	-	22	1	-	2	23	-	3	-	-	-	-	-	-
2011	1	2010	Pulaski County Special School District	042390	82	5	-	6	-	3	-	21	4	-	7	9	-	-	-	-	-	-	-	-
2011	1	2010	Quitman School District	042135	24	-	1	-	-	1	-	-	-	-	-	6	-	13	-	-	-	-	-	-
2011	1	2010	Rector School District	042145	16	8	-	-	-	-	1	-	-	-	-	-	-	-	-	-	6	-	-	-
2011	1	2010	Riverside School District	041335	24	10	-	-	-	-	-	-	-	-	-	-	9	-	-	1	4	-	-	-
2011	1	2010	Riverview School District	041300	38	3	2	-	-	-	1	-	-	-	-	1	-	25	-	-	1	-	-	-
2011	1	2010	Rogers School District	042165	246	-	10	2	2	80	5	-	-	-	-	22	-	-	-	-	-	-	-	-
2011	1	2010	Rose Bud School District	042180	37	-	2	-	-	2	-	2	-	-	-	5	-	22	-	-	-	-	-	-
2011	1	2010	Russellville School District	042195	198	2	124	1	-	21	4	-	-	-	-	13	-	-	-	-	-	-	-	-
2011	1	2010	Salem School District	042215	29	13	-	-	-	-	-	-	-	-	-	5	-	-	4	3	1	-	-	-
2011	1	2010	Scranton School District	042240	19	-	16	-	-	-	2	-	-	-	-	1	-	-	-	-	-	-	-	-
2011	1	2010	Searcy County School District	041580	29	-	6	-	-	1	-	-	-	-	-	4	-	-	1	-	-	-	-	-
2011	1	2010	Searcy School District	042250	169	23	4	4	-	19	-	-	1	-	-	16	-	61	-	-	-	-	-	-
2011	1	2010	Sheridan School District	042265	112	2	16	15	1	13	-	10	13	-	1	8	-	-	-	-	-	-	7	-
2011	1	2010	Shirley School District	042270	22	-	4	-	-	1	-	-	-	-	-	4	-	6	-	-	-	-	-	-
2011	1	2010	Siloam Springs School District	042280	96	-	1	1	-	27	1	1	-	-	-	3	-	-	-	-	-	-	-	-
2011	1	2010	Sloan-Hendrix School District	041220	18	-	-	2	1	-	-	-	-	-	-	2	-	1	-	-	9	-	-	-

**Recently Graduated Public High School Students:
Where Do They Attend College?**
These are first-time entering freshman entering the year (fall term) after graduating high school.

Acad. Yr.	Term	HS Grad. Yr.	District Name	HS Code	Total Entering College (Unduplicated)	MSCC	NAC	NPCC	NWACC	OZC	PCCUA	PTC	RMCC	SACC	SAUT	SEAC	UACCB	UACCH	UACCM	ABC	CBC	CRC	HC	HU
2011	1	2010	Newport School District	041830	44	-	-	-	-	-	-	-	-	-	-	-	1	-	-	-	-	-	-	1
2011	1	2010	Norfolk School District	041840	22	-	1	-	-	-	-	-	-	-	-	-	-	-	-	-	-	-	-	-
2011	1	2010	Norphlet School District	041850	13	-	-	-	-	-	-	-	-	10	-	-	-	-	-	-	-	-	-	-
2011	1	2010	Northwest Arkansas Academy Of Fine Arts	042169	9	-	-	-	6	-	-	-	-	-	-	-	-	-	-	-	-	-	-	
2011	1	2010	Omaha School District	041905	5	-	3	-	-	-	-	-	-	-	-	-	-	-	-	-	-	-	-	
2011	1	2010	Osceola (OCABS) Comm Arts-Business Charter School	041919	3	-	-	-	-	-	-	-	-	-	-	-	-	-	-	-	-	-	-	
2011	1	2010	Osceola School District	041910	31	1	-	-	-	-	-	-	-	-	-	-	-	-	-	1	-	-	-	
2011	1	2010	Ouachita River School District	041650	14	-	-	-	-	-	-	-	7	-	-	-	-	-	-	-	-	-	-	
2011	1	2010	Ouachita River School District	041880	8	-	-	1	-	-	-	-	4	-	-	-	-	-	-	-	-	-	-	
2011	1	2010	Ouachita School District	040645	19	-	-	-	-	-	-	-	-	-	-	-	-	-	-	-	-	-	-	
2011	1	2010	Ozark Mountain School District	040305	7	-	5	-	-	-	-	-	-	-	-	-	-	-	-	-	-	-	-	
2011	1	2010	Ozark Mountain School District	042205	10	-	10	-	-	-	-	-	-	-	-	-	-	-	-	-	-	-	-	
2011	1	2010	Ozark Mountain School District	042605	13	-	9	-	-	-	-	-	-	-	-	-	-	-	-	-	-	-	-	
2011	1	2010	Ozark School District	041930	84	-	-	-	-	-	-	-	-	-	-	-	-	-	-	-	-	-	1	
2011	1	2010	Palestine-Wheatley School District	041935	15	-	-	-	-	-	-	-	-	-	-	-	-	-	-	-	-	-	-	
2011	1	2010	Pangburn School District	041940	29	-	-	-	-	-	-	-	-	-	-	-	3	-	-	-	-	-	1	
2011	1	2010	Paragould School District	041960	89	-	-	-	-	1	-	-	-	-	-	-	-	-	-	-	-	2	-	
2011	1	2010	Paris School District	041970	47	-	-	-	-	-	-	-	-	-	-	-	-	-	-	-	-	-	-	
2011	1	2010	Parkers Chapel School District	040695	41	-	-	-	-	-	-	-	-	7	-	-	-	-	-	-	-	-	-	
2011	1	2010	Pea Ridge School District	041995	31	1	-	-	15	-	-	-	-	-	-	-	-	-	-	-	-	-	-	
2011	1	2010	Perryville School District	042000	54	-	-	-	-	-	-	3	-	-	-	-	-	-	24	-	-	-	1	
2011	1	2010	Piggott School District	042005	22	-	-	-	-	-	-	-	-	-	-	-	-	-	-	-	-	-	-	
2011	1	2010	Pine Bluff School District	042030	132	-	1	-	-	-	-	1	-	-	-	22	-	-	-	-	-	-	-	
2011	1	2010	Pocahontas School District	042070	72	-	-	-	-	-	-	-	-	-	-	-	-	-	-	-	-	1	1	
2011	1	2010	Pottsville School District	042090	48	-	-	-	-	-	-	-	-	-	-	-	-	-	13	-	-	-	-	
2011	1	2010	Poyen School District	042100	20	-	-	-	-	-	-	1	-	-	-	-	-	-	-	1	1	-	-	
2011	1	2010	Prairie Grove School District	042105	49	-	2	-	13	-	-	-	-	-	-	-	-	-	-	2	-	-	2	
2011	1	2010	Prescott School District	042120	49	-	-	-	-	-	-	-	-	-	1	-	-	14	-	-	-	-	2	
2011	1	2010	Pulaski County Special School District	041225	76	2	-	-	-	-	-	10	-	-	-	-	-	-	-	2	2	-	-	
2011	1	2010	Pulaski County Special School District	041227	83	-	-	-	-	-	-	22	-	-	1	-	-	-	-	4	-	-	1	
2011	1	2010	Pulaski County Special School District	041430	46	-	-	-	-	-	-	7	-	-	1	-	-	-	-	-	1	-	-	
2011	1	2010	Pulaski County Special School District	041861	37	-	-	-	-	-	-	8	-	-	-	-	-	-	-	-	-	-	1	
2011	1	2010	Pulaski County Special School District	041872	105	-	1	-	-	-	-	29	-	-	-	-	-	-	-	2	-	-	1	
2011	1	2010	Pulaski County Special School District	042390	82	-	-	-	-	-	-	16	-	-	-	-	-	-	6	2	-	-	2	
2011	1	2010	Quitman School District	042135	24	1	-	-	-	-	-	-	-	-	-	-	-	-	1	-	-	-	-	
2011	1	2010	Rector School District	042145	16	-	-	-	-	-	-	-	-	-	-	-	-	-	-	-	-	-	1	
2011	1	2010	Riverside School District	041335	24	-	-	-	-	-	-	-	-	-	-	-	-	-	-	-	-	-	-	
2011	1	2010	Riverview School District	041300	38	-	-	-	-	-	-	1	-	-	-	-	1	-	-	-	-	1	-	
2011	1	2010	Rogers School District	042165	246	-	-	-	101	-	-	-	-	-	-	-	-	-	-	2	-	4	8	
2011	1	2010	Rose Bud School District	042180	37	-	-	-	-	-	-	-	-	-	2	-	-	-	-	-	1	-	1	
2011	1	2010	Russellville School District	042195	198	-	-	-	-	-	-	1	-	-	-	-	-	-	20	-	1	-	3	
2011	1	2010	Salem School District	042215	29	-	-	-	-	2	-	-	-	-	-	-	1	-	-	-	-	-	-	
2011	1	2010	Scranton School District	042240	19	-	-	-	-	-	-	-	-	-	-	-	-	-	-	-	-	-	-	
2011	1	2010	Searcy County School District	041580	29	-	15	-	-	-	-	-	-	-	-	-	-	-	-	-	-	-	-	
2011	1	2010	Searcy School District	042250	169	-	-	-	-	-	-	-	-	-	-	-	-	-	-	-	2	-	3	
2011	1	2010	Sheridan School District	042265	112	-	-	-	-	-	-	18	-	-	1	5	-	-	-	-	-	-	1	
2011	1	2010	Shirley School District	042270	22	-	-	-	-	4	-	-	-	-	-	-	-	-	3	-	-	-	-	
2011	1	2010	Siloam Springs School District	042280	96	-	-	-	43	-	-	-	-	-	-	-	-	-	-	-	-	-	2	
2011	1	2010	Sloan-Hendrix School District	041220	18	-	-	-	-	-	-	-	-	-	-	-	-	-	-	-	-	3	-	

**Recently Graduated Public High School Students:
Where Do They Attend College?**
These are first-time entering freshman entering the year (fall term) after graduating high school.

Acad. Yr.	Term	HS Grad. Yr.	District Name	HS Code	Total Entering College (Unduplicated)	JBU	LC	OBU	PSC	UO	WBC	BSN	JSN	4-Year Universities	2-Year Colleges	Private Institutions	Nursing Schools	TOTAL
2011	1	2010	Newport School District	041830	44	-	3	-	-	-	-	-	-	18	22	4	-	44
2011	1	2010	Norfolk School District	041840	22	-	1	-	-	-	-	-	-	2	19	1	-	22
2011	1	2010	Norphlet School District	041850	13	-	-	-	-	-	-	-	-	3	10	-	-	13
2011	1	2010	Northwest Arkansas Academy Of Fine Arts	042169	9	-	-	-	-	-	-	-	-	3	6	-	-	9
2011	1	2010	Omaha School District	041905	5	-	-	-	-	-	-	-	-	2	3	-	-	5
2011	1	2010	Osceola (OCABS) Comm Arts-Business Charter School	041919	3	-	-	-	-	-	-	-	-	-	3	-	-	3
2011	1	2010	Osceola School District	041910	31	-	-	-	-	-	-	-	-	11	19	1	-	31
2011	1	2010	Ouachita River School District	041650	14	-	-	-	-	-	-	-	-	7	7	-	-	14
2011	1	2010	Ouachita River School District	041880	8	-	-	-	-	-	-	-	-	3	5	-	-	8
2011	1	2010	Ouachita School District	040645	19	-	-	-	-	-	-	-	-	17	2	-	-	19
2011	1	2010	Ozark Mountain School District	040305	7	-	-	-	-	-	-	-	-	1	6	-	-	7
2011	1	2010	Ozark Mountain School District	042205	10	-	-	-	-	-	-	-	-	-	10	-	-	10
2011	1	2010	Ozark Mountain School District	042605	13	-	1	-	-	-	-	-	-	3	9	1	-	13
2011	1	2010	Ozark School District	041930	84	-	1	-	-	-	-	-	-	82	-	2	-	84
2011	1	2010	Palestine-Wheatley School District	041935	15	-	1	-	-	-	-	-	-	4	10	1	-	15
2011	1	2010	Pangburn School District	041940	29	-	-	-	-	-	-	-	-	4	24	1	-	29
2011	1	2010	Paragould School District	041960	89	-	3	-	-	-	-	-	-	60	24	5	-	89
2011	1	2010	Paris School District	041970	47	-	-	-	-	2	-	-	-	45	-	2	-	47
2011	1	2010	Parkers Chapel School District	040695	41	-	-	-	-	-	-	-	-	34	7	-	-	41
2011	1	2010	Pea Ridge School District	041995	31	1	1	-	-	-	-	-	-	13	16	2	-	31
2011	1	2010	Perryville School District	042000	54	-	-	-	-	-	-	-	-	26	27	1	-	54
2011	1	2010	Piggott School District	042005	22	-	2	-	-	1	-	-	-	11	9	3	-	23
2011	1	2010	Pine Bluff School District	042030	132	-	-	-	2	-	-	-	-	106	25	2	-	133
2011	1	2010	Pocahontas School District	042070	72	-	2	-	-	-	-	-	-	28	40	4	-	72
2011	1	2010	Pottsville School District	042090	48	-	-	-	-	-	-	-	-	35	13	-	-	48
2011	1	2010	Poyen School District	042100	20	1	-	-	-	-	-	-	-	8	9	3	-	20
2011	1	2010	Prairie Grove School District	042105	49	-	-	-	-	-	-	-	-	30	15	4	-	49
2011	1	2010	Prescott School District	042120	49	-	-	-	3	-	-	-	-	27	17	5	-	49
2011	1	2010	Pulaski County Special School District	041225	76	-	2	-	-	-	-	-	-	47	23	6	-	76
2011	1	2010	Pulaski County Special School District	041227	83	-	1	-	-	-	-	-	-	41	36	6	-	83
2011	1	2010	Pulaski County Special School District	041430	46	-	-	-	5	-	-	-	-	33	8	6	-	47
2011	1	2010	Pulaski County Special School District	041861	37	-	1	-	-	2	-	-	-	25	8	4	-	37
2011	1	2010	Pulaski County Special School District	041872	105	-	1	-	3	-	-	-	-	61	33	11	-	105
2011	1	2010	Pulaski County Special School District	042390	82	-	-	-	-	-	-	1	-	55	16	10	1	82
2011	1	2010	Quitman School District	042135	24	-	-	-	-	1	-	-	-	8	15	1	-	24
2011	1	2010	Rector School District	042145	16	-	-	-	-	-	-	-	-	9	6	1	-	16
2011	1	2010	Riverside School District	041335	24	-	-	-	-	-	-	-	-	10	14	-	-	24
2011	1	2010	Riverview School District	041300	38	-	-	-	-	-	-	-	-	7	28	3	-	38
2011	1	2010	Rogers School District	042165	246	5	4	-	-	1	-	-	-	121	101	24	-	246
2011	1	2010	Rose Bud School District	042180	37	-	-	-	-	-	-	-	-	11	24	2	-	37
2011	1	2010	Russellville School District	042195	198	-	3	-	-	2	-	-	-	165	21	12	-	198
2011	1	2010	Salem School District	042215	29	-	-	-	-	-	-	-	-	18	11	-	-	29
2011	1	2010	Scranton School District	042240	19	-	-	-	-	-	-	-	-	19	-	-	-	19
2011	1	2010	Searcy County School District	041580	29	-	1	-	-	1	-	-	-	11	16	2	-	29
2011	1	2010	Searcy School District	042250	169	-	3	-	-	-	-	-	-	67	61	41	-	169
2011	1	2010	Sheridan School District	042265	112	-	1	-	-	-	-	-	1	79	31	2	1	113
2011	1	2010	Shirley School District	042270	22	-	-	-	-	-	-	-	-	9	13	-	-	22
2011	1	2010	Siloam Springs School District	042280	96	17	-	-	-	-	-	-	-	34	43	19	-	96
2011	1	2010	Sloan-Hendrix School District	041220	18	-	-	-	-	-	-	-	-	5	10	3	-	18

**Recently Graduated Public High School Students:
Where Do They Attend College?**
These are first-time entering freshman entering the year (fall term) after graduating high school.

Acad. Yr.	Term	HS Grad. Yr.	District Name	HS Code	Total Entering College (Unduplicated)	ASUJ	ATU	HSU	SAUM	UAF	UAFS	UALR	UAM	UAMS	UAPB	UCA	ANC	ASUB	ASUMH	ASUN	BRTC	CCCUA	COTO	EACC
2011	1	2010	Smackover School District	042285	30	-	1	4	9	1	-	3	-	-	-	2	-	-	-	-	-	-	-	-
2011	1	2010	So. Conway Co. School District	041710	86	4	14	-	-	6	-	1	-	-	3	5	-	-	-	-	-	-	-	-
2011	1	2010	So. Miss. County School District	042685	33	4	-	-	-	-	-	-	-	-	-	7	21	-	-	-	-	-	-	-
2011	1	2010	South Side School District	040150	14	1	-	-	-	-	1	1	-	-	-	2	-	-	-	-	-	-	-	-
2011	1	2010	Southside School District	040120	64	5	-	-	1	-	-	1	-	-	-	1	-	4	-	-	-	-	-	-
2011	1	2010	Spring Hill School District	041130	20	-	2	1	5	1	-	-	-	-	-	3	-	-	-	-	-	-	-	-
2011	1	2010	Springdale School District	042147	236	1	8	-	-	107	3	-	-	-	-	14	-	-	-	-	-	-	-	-
2011	1	2010	Springdale School District	042315	176	-	11	-	1	71	7	-	-	-	-	7	-	-	-	-	-	-	-	-
2011	1	2010	Star City School District	042337	51	4	2	-	5	1	-	3	19	-	4	1	-	-	-	-	-	-	1	-
2011	1	2010	Stephens School District	042345	16	-	-	4	7	-	1	-	-	-	-	-	-	-	-	-	-	-	-	-
2011	1	2010	Strong School District	042360	14	-	-	-	2	-	-	-	6	-	-	-	-	-	-	-	-	-	-	-
2011	1	2010	Stuttgart School District	042365	70	8	1	3	-	11	-	1	3	-	3	11	-	1	-	-	-	-	-	-
2011	1	2010	Texarkana School District	042403	48	1	1	8	14	5	-	2	1	-	2	7	-	-	-	-	-	-	-	-
2011	1	2010	Trumann School District	042455	51	33	-	-	-	3	-	-	1	-	-	1	-	-	-	8	1	-	-	-
2011	1	2010	Turrell School District	042475	8	-	-	-	-	-	-	-	-	-	5	-	-	-	-	-	-	-	-	-
2011	1	2010	Twin Rivers School District	042140	9	-	-	-	-	1	-	-	-	-	-	-	-	-	-	1	7	-	-	-
2011	1	2010	Twin Rivers School District	042650	6	-	-	-	-	-	-	-	-	-	-	-	-	-	-	-	3	-	-	-
2011	1	2010	Two Rivers School District	040285	1	-	-	-	-	-	-	-	-	-	-	-	-	-	-	-	-	-	-	-
2011	1	2010	Two Rivers School District	041900	13	-	5	-	-	-	1	-	-	-	-	-	-	-	-	-	-	-	-	-
2011	1	2010	Two Rivers School District	042050	14	-	8	-	-	1	-	-	-	-	-	-	-	-	-	-	-	-	-	-
2011	1	2010	Valley Springs School District	042495	49	2	3	-	-	7	-	-	-	-	-	1	-	1	-	-	-	-	-	-
2011	1	2010	Valley View School District	041272	98	77	1	-	-	5	-	1	-	-	-	3	1	-	-	1	3	-	-	-
2011	1	2010	Van Buren School District	042500	173	2	23	1	1	23	112	-	-	-	-	7	-	-	-	-	-	-	-	-
2011	1	2010	Van Cove School District	040525	19	-	2	3	-	-	1	-	-	-	-	-	-	-	-	-	-	2	-	-
2011	1	2010	Vilonia School District	042530	120	4	13	-	1	7	-	2	4	-	-	36	-	19	-	-	-	-	-	-
2011	1	2010	Viola School District	042535	15	-	-	-	-	-	-	-	-	-	-	-	-	-	9	1	-	-	-	-
2011	1	2010	Waldron School District	042565	55	-	15	1	1	1	15	-	1	-	-	2	-	-	-	-	-	-	-	-
2011	1	2010	Warren School District	042585	30	3	-	2	2	1	-	-	18	-	1	-	-	-	-	-	-	-	-	-
2011	1	2010	Watson Chapel School District	042040	157	11	5	5	6	6	2	6	10	-	45	10	-	-	-	-	-	-	-	-
2011	1	2010	West Fork School District	042610	37	-	5	-	-	9	8	-	-	-	-	-	-	-	-	-	-	-	-	-
2011	1	2010	West Memphis School District	042615	174	14	1	4	1	12	1	3	-	-	13	3	-	-	-	-	-	-	-	-
2011	1	2010	West Side School District	041065	29	-	2	-	-	-	-	1	-	-	-	4	-	14	-	-	-	-	-	-
2011	1	2010	Western Yell Co. School District	041050	12	-	4	-	-	1	-	-	-	-	-	-	-	-	-	-	-	-	-	-
2011	1	2010	Westside Cons. School District	041274	55	38	1	-	-	-	-	-	-	-	-	1	-	1	-	2	8	-	-	-
2011	1	2010	Westside School District	040475	18	-	12	-	-	1	2	-	-	-	-	-	-	-	-	-	-	-	-	-
2011	1	2010	White Co. Central School District	041275	19	-	-	-	-	2	-	-	-	-	-	-	-	10	-	-	-	-	-	-
2011	1	2010	White Hall School District	042045	119	8	5	4	1	16	2	15	17	-	6	11	-	-	-	-	-	-	-	-
2011	1	2010	Wickes School District	042490	6	-	-	-	-	-	-	-	-	-	-	-	-	-	-	-	-	4	-	-
2011	1	2010	Wickes School District	042640	10	1	-	-	1	1	-	-	-	-	-	-	-	-	-	-	-	3	-	-
2011	1	2010	Wonderview School District	041045	25	-	2	-	-	-	-	1	-	-	-	3	-	-	-	-	-	-	-	-
2011	1	2010	Woodlawn School District	042160	27	3	2	-	2	-	-	1	6	-	-	1	-	-	-	-	-	-	-	-
2011	1	2010	Wynne School District	042720	86	33	1	1	-	13	-	1	3	-	-	3	-	-	-	-	-	-	-	24
2011	1	2010	Yellville-Summit School District	042725	19	-	1	-	-	3	-	-	-	-	-	1	-	-	7	-	-	-	-	-

**Recently Graduated Public High School Students:
Where Do They Attend College?**
These are first-time entering freshman entering the year (fall term) after graduating high school.

Acad. Yr.	Term	HS Grad. Yr.	District Name	HS Code	Total Entering College (Unduplicated)	MSSC	NAC	NPCC	NWACC	OZC	PCCUA	PTC	RMCC	SACC	SAUT	SEAC	UACCB	UACCH	UACCM	ABC	CBC	CRC	HC	HU
2011	1	2010	Smackover School District	042285	30	-	-	-	-	-	-	-	-	3	6	-	-	-	-	-	1	-	-	-
2011	1	2010	So. Conway Co. School District	041710	86	-	-	-	-	-	-	-	-	-	-	-	-	-	50	-	1	-	2	-
2011	1	2010	So. Miss. County School District	042685	33	-	-	-	-	-	-	-	-	-	-	-	-	-	-	1	-	-	-	-
2011	1	2010	South Side School District	040150	14	-	-	-	-	-	-	-	-	-	-	-	-	-	7	1	1	-	-	-
2011	1	2010	Southside School District	040120	64	-	-	-	-	-	-	-	-	-	-	-	49	-	-	-	-	-	-	-
2011	1	2010	Spring Hill School District	041130	20	-	-	-	-	-	-	-	-	-	-	-	-	8	-	-	-	-	-	-
2011	1	2010	Springdale School District	042147	236	-	1	-	82	-	-	-	-	-	-	-	-	-	-	-	1	-	4	-
2011	1	2010	Springdale School District	042315	176	-	-	-	74	-	-	-	-	-	-	-	-	-	-	-	4	-	1	1
2011	1	2010	Star City School District	042337	51	-	-	-	-	-	-	-	-	-	-	10	-	-	-	-	-	-	-	-
2011	1	2010	Stephens School District	042345	16	-	-	-	-	-	-	-	-	-	3	-	-	-	-	1	-	-	-	-
2011	1	2010	Strong School District	042360	14	-	-	-	-	-	-	-	-	6	-	-	-	-	-	-	-	-	-	-
2011	1	2010	Stuttgart School District	042365	70	-	-	-	-	-	27	1	-	-	-	-	-	-	-	-	-	-	-	-
2011	1	2010	Texarkana School District	042403	48	-	-	-	-	-	-	-	-	-	2	-	-	1	-	2	1	-	1	-
2011	1	2010	Trumann School District	042455	51	-	-	-	-	-	-	-	-	-	-	-	-	-	-	-	-	-	-	-
2011	1	2010	Turrell School District	042475	8	3	-	-	-	-	-	-	-	-	-	-	-	-	-	-	-	-	-	-
2011	1	2010	Twin Rivers School District	042140	9	-	-	-	-	-	-	-	-	-	-	-	-	-	-	-	-	-	-	-
2011	1	2010	Twin Rivers School District	042650	6	-	-	-	-	3	-	-	-	-	-	-	-	-	-	-	-	-	-	-
2011	1	2010	Two Rivers School District	040285	1	-	-	-	-	-	-	-	-	-	-	-	-	-	1	-	-	-	-	-
2011	1	2010	Two Rivers School District	041900	13	-	-	-	-	-	-	-	-	-	-	-	-	-	7	-	-	-	-	-
2011	1	2010	Two Rivers School District	042050	14	-	-	1	-	-	-	-	-	-	-	-	-	-	4	-	-	-	-	-
2011	1	2010	Valley Springs School District	042495	49	-	31	-	-	-	-	-	-	-	1	-	-	-	-	-	-	-	-	1
2011	1	2010	Valley View School District	041272	98	-	-	-	-	-	-	-	-	-	-	-	-	-	-	-	-	1	1	2
2011	1	2010	Van Buren School District	042500	173	-	-	-	1	-	-	-	-	-	-	-	-	-	-	-	-	-	1	-
2011	1	2010	Van Cove School District	040525	19	-	-	-	-	-	-	11	-	-	-	-	-	-	-	-	1	-	-	-
2011	1	2010	Vilonia School District	042530	120	-	-	-	-	-	-	2	-	-	-	-	-	-	24	-	4	-	-	3
2011	1	2010	Viola School District	042535	15	-	3	-	-	2	-	-	-	-	-	-	-	-	-	-	-	-	-	-
2011	1	2010	Waldron School District	042565	55	-	-	-	-	-	-	1	16	-	-	-	-	-	-	-	1	-	-	-
2011	1	2010	Warren School District	042585	30	-	-	-	-	-	-	-	1	-	-	2	-	-	-	-	-	-	-	-
2011	1	2010	Watson Chapel School District	042040	157	-	1	-	-	-	-	-	-	-	-	49	-	-	-	1	-	-	1	-
2011	1	2010	West Fork School District	042610	37	-	-	-	12	-	-	-	1	-	-	-	-	-	-	-	-	-	-	2
2011	1	2010	West Memphis School District	042615	174	108	-	-	-	-	-	-	-	-	-	-	-	-	-	3	2	-	1	-
2011	1	2010	West Side School District	041065	29	-	3	-	-	-	-	-	-	-	-	-	2	-	3	-	-	-	-	-
2011	1	2010	Western Yell Co. School District	041050	12	-	-	-	-	-	-	-	-	-	-	-	-	-	6	-	-	-	-	-
2011	1	2010	Westside Cons. School District	041274	55	-	-	-	-	-	-	-	-	-	-	-	-	-	-	-	-	-	-	1
2011	1	2010	Westside School District	040475	18	-	-	-	-	-	-	-	-	-	-	-	-	-	-	-	-	-	-	-
2011	1	2010	White Co. Central School District	041275	19	-	-	-	-	-	-	-	-	-	-	-	2	-	-	-	-	-	-	5
2011	1	2010	White Hall School District	042045	119	-	-	-	-	-	-	9	-	-	-	23	-	-	-	-	-	-	1	-
2011	1	2010	Wickes School District	042490	6	-	-	-	-	-	-	-	-	-	-	-	-	-	-	-	-	-	-	-
2011	1	2010	Wickes School District	042640	10	-	1	-	-	-	-	-	3	-	-	-	-	-	-	-	-	-	-	-
2011	1	2010	Wonderview School District	041045	25	-	-	-	-	-	-	-	-	-	-	-	-	-	18	-	-	-	1	-
2011	1	2010	Woodlawn School District	042160	27	-	-	-	-	-	-	-	-	-	-	11	-	1	-	-	-	-	-	-
2011	1	2010	Wynne School District	042720	86	2	-	-	-	-	-	-	-	-	-	-	-	-	-	-	2	-	-	4
2011	1	2010	Yellville-Summit School District	042725	19	-	7	-	-	-	-	-	-	-	-	-	-	-	-	-	-	-	-	-

**Recently Graduated Public High School Students:
Where Do They Attend College?**
These are first-time entering freshman entering the year (fall term) after graduating high school.

Acad. Yr.	Term	HS Grad. Yr.	District Name	HS Code	Total Entering College (Unduplicated)	JBU	LC	OBU	PSC	UO	WBC	BSN	JSN	4-Year Universities	2-Year Colleges	Private Institutions	Nursing Schools	TOTAL
2011	1	2010	Smackover School District	042285	30	-	-	-	-	-	-	-	-	20	9	1	-	30
2011	1	2010	So. Conway Co. School District	041710	86	-	-	-	-	-	-	-	-	33	50	3	-	86
2011	1	2010	So. Miss. County School District	042685	33	-	-	-	-	-	-	-	-	11	21	1	-	33
2011	1	2010	South Side School District	040150	14	-	-	-	-	-	-	-	-	5	7	2	-	14
2011	1	2010	Southside School District	040120	64	-	4	-	-	-	-	-	-	8	53	4	-	65
2011	1	2010	Spring Hill School District	041130	20	-	-	-	-	-	-	-	-	12	8	-	-	20
2011	1	2010	Springdale School District	042147	236	11	-	-	-	5	-	1	-	133	83	21	1	238
2011	1	2010	Springdale School District	042315	176	-	-	-	-	1	-	-	-	97	74	7	-	178
2011	1	2010	Star City School District	042337	51	-	-	-	-	1	-	-	-	39	11	1	-	51
2011	1	2010	Stephens School District	042345	16	-	-	-	-	-	-	-	-	12	3	1	-	16
2011	1	2010	Strong School District	042360	14	-	-	-	-	-	-	-	-	8	6	-	-	14
2011	1	2010	Stuttgart School District	042365	70	-	-	-	-	-	-	-	-	41	29	-	-	70
2011	1	2010	Texarkana School District	042403	48	-	-	-	-	-	-	-	-	41	3	4	-	48
2011	1	2010	Trumann School District	042455	51	-	3	-	-	1	-	-	-	38	9	4	-	51
2011	1	2010	Turrell School District	042475	8	-	-	-	-	-	-	-	-	5	3	-	-	8
2011	1	2010	Twin Rivers School District	042140	9	-	-	-	-	-	-	-	-	1	8	-	-	9
2011	1	2010	Twin Rivers School District	042650	6	-	-	-	-	-	-	-	-	-	6	-	-	6
2011	1	2010	Two Rivers School District	040285	1	-	-	-	-	-	-	-	-	-	1	-	-	1
2011	1	2010	Two Rivers School District	041900	13	-	-	-	-	-	-	-	-	6	7	-	-	13
2011	1	2010	Two Rivers School District	042050	14	-	-	-	-	-	-	-	-	9	5	-	-	14
2011	1	2010	Valley Springs School District	042495	49	-	2	-	-	-	-	-	-	13	33	3	-	49
2011	1	2010	Valley View School District	041272	98	-	1	-	-	1	-	-	-	87	5	6	-	98
2011	1	2010	Van Buren School District	042500	173	1	-	-	-	1	-	-	-	169	1	3	-	173
2011	1	2010	Van Cove School District	040525	19	-	-	-	-	-	-	-	-	6	13	1	-	20
2011	1	2010	Vilonia School District	042530	120	-	-	-	-	-	-	1	-	67	45	7	1	120
2011	1	2010	Viola School District	042535	15	-	-	-	-	-	-	-	-	-	15	-	-	15
2011	1	2010	Waldron School District	042565	55	-	1	-	-	1	-	-	-	36	17	3	-	56
2011	1	2010	Warren School District	042585	30	-	-	-	-	-	-	-	-	27	3	-	-	30
2011	1	2010	Watson Chapel School District	042040	157	-	-	-	-	-	-	-	-	106	50	2	-	158
2011	1	2010	West Fork School District	042610	37	-	-	-	-	-	-	-	-	22	13	2	-	37
2011	1	2010	West Memphis School District	042615	174	-	1	-	7	-	-	-	-	52	108	14	-	174
2011	1	2010	West Side School District	041065	29	-	-	-	-	-	-	-	-	7	22	-	-	29
2011	1	2010	Western Yell Co. School District	041050	12	-	-	-	-	1	-	-	-	5	6	1	-	12
2011	1	2010	Westside Cons. School District	041274	55	-	1	-	-	2	-	-	-	40	11	4	-	55
2011	1	2010	Westside School District	040475	18	-	-	-	-	3	-	-	-	15	-	3	-	18
2011	1	2010	White Co. Central School District	041275	19	-	-	-	-	-	-	-	-	2	12	5	-	19
2011	1	2010	White Hall School District	042045	119	-	-	-	-	-	-	1	-	85	32	1	1	119
2011	1	2010	Wickes School District	042490	6	-	2	-	-	-	-	-	-	-	4	2	-	6
2011	1	2010	Wickes School District	042640	10	-	-	-	-	-	-	-	-	3	7	-	-	10
2011	1	2010	Wonderview School District	041045	25	-	-	-	-	-	-	-	-	6	18	1	-	25
2011	1	2010	Woodlawn School District	042160	27	-	-	-	-	-	-	-	-	15	12	-	-	27
2011	1	2010	Wynne School District	042720	86	-	-	-	-	-	-	-	-	55	26	6	-	87
2011	1	2010	Yellville-Summit School District	042725	19	-	-	-	-	-	-	-	-	5	14	-	-	19

Table 208. Recent high school completers and their enrollment in college, by sex: 1960 through 2001

Year	[Numbers in thousands]									
	Number of high school completers\1\			Enrolled in college\2\						
	Total	Males	Females	Total		Males		Females		
				Number	Percent	Number	Percent	Number	Percent	
1	2	3	4	5	6	7	8	9	10	
1960	1,679 (43.8)	756 (31.8)	923 (29.6)	758 (40.9)	45.1 (2.13)	408 (29.5)	54.0 (3.18)	350 (28.2)	37.9 (2.80)	
1961	1,763 (46.0)	790 (33.2)	973 (31.3)	847 (42.9)	48.0 (2.09)	445 (30.8)	56.3 (3.10)	402 (29.9)	41.3 (2.77)	
1962	1,838 (43.6)	872 (31.5)	966 (30.0)	900 (43.2)	49.0 (2.05)	480 (31.1)	55.0 (2.96)	420 (30.0)	43.5 (2.80)	
1963	1,741 (44.2)	794 (32.1)	947 (30.0)	784 (41.5)	45.0 (2.09)	415 (29.8)	52.3 (3.11)	369 (28.8)	39.0 (2.78)	
1964	2,145 (43.0)	997 (31.9)	1,148 (28.5)	1,037 (45.6)	48.3 (1.89)	570 (32.9)	57.2 (2.75)	467 (31.4)	40.7 (2.54)	
1965	2,659 (47.7)	1,254 (35.1)	1,405 (32.0)	1,354 (51.4)	50.9 (1.70)	718 (36.7)	57.3 (2.45)	636 (35.8)	45.3 (2.33)	
1966	2,612 (45.0)	1,207 (33.8)	1,405 (29.0)	1,309 (50.2)	50.1 (1.72)	709 (36.0)	58.7 (2.49)	600 (34.8)	42.7 (2.32)	
1967	2,525 (37.9)	1,142 (28.4)	1,383 (24.3)	1,311 (40.9)	51.9 (1.42)	658 (28.9)	57.6 (2.09)	653 (28.9)	47.2 (1.92)	
1968	2,606 (37.3)	1,184 (28.2)	1,422 (23.8)	1,444 (41.7)	55.4 (1.39)	748 (29.6)	63.2 (2.00)	696 (29.3)	48.9 (1.89)	
1969	2,842 (36.0)	1,352 (26.8)	1,490 (23.7)	1,516 (42.5)	53.3 (1.34)	812 (30.3)	60.1 (1.90)	704 (29.7)	47.2 (1.85)	
1970	2,758 (37.4)	1,343 (26.1)	1,415 (26.8)	1,427 (42.2)	51.7 (1.36)	741 (29.7)	55.2 (1.94)	686 (29.8)	48.5 (1.90)	
1971	2,875 (38.0)	1,371 (26.6)	1,504 (27.1)	1,538 (43.2)	53.5 (1.33)	790 (30.3)	57.6 (1.90)	749 (30.8)	49.8 (1.84)	
1972	2,964 (37.8)	1,423 (27.0)	1,542 (26.4)	1,459 (43.1)	49.2 (1.31)	750 (30.4)	52.7 (1.89)	709 (30.5)	46.0 (1.81)	
1973	3,058 (37.1)	1,460 (27.6)	1,599 (24.6)	1,424 (43.0)	46.6 (1.29)	730 (30.6)	50.0 (1.87)	694 (30.2)	43.4 (1.77)	
1974	3,101 (38.6)	1,491 (27.8)	1,611 (26.8)	1,475 (43.7)	47.6 (1.28)	736 (30.8)	49.4 (1.85)	740 (31.1)	45.9 (1.77)	
1975	3,185 (38.6)	1,513 (27.3)	1,672 (27.2)	1,615 (44.8)	50.7 (1.26)	796 (31.2)	52.6 (1.83)	818 (32.1)	49.0 (1.75)	
1976	2,986 (39.8)	1,451 (28.9)	1,535 (27.3)	1,458 (43.6)	48.8 (1.31)	685 (30.4)	47.2 (1.87)	773 (31.2)	50.3 (1.82)	
1977	3,141 (40.7)	1,483 (29.7)	1,659 (27.7)	1,590 (45.4)	50.6 (1.29)	773 (31.8)	52.1 (1.87)	817 (32.4)	49.3 (1.77)	
1978	3,163 (39.7)	1,485 (29.3)	1,677 (26.7)	1,585 (45.2)	50.1 (1.28)	759 (31.6)	51.1 (1.87)	827 (32.4)	49.3 (1.76)	
1979	3,160 (40.0)	1,475 (29.2)	1,685 (27.2)	1,559 (45.1)	49.3 (1.28)	744 (31.4)	50.4 (1.88)	815 (32.4)	48.4 (1.76)	
1980	3,088 (39.4)	1,498 (28.4)	1,589 (27.3)	1,523 (44.6)	49.3 (1.30)	700 (30.9)	46.7 (1.86)	823 (32.0)	51.8 (1.81)	
1981	3,056 (42.2)	1,491 (30.4)	1,565 (29.1)	1,648 (45.8)	53.9 (1.30)	817 (32.4)	54.8 (1.86)	831 (32.4)	53.1 (1.82)	
1982	3,100 (40.4)	1,509 (29.0)	1,592 (28.2)	1,569 (46.9)	50.6 (1.36)	741 (32.7)	49.1 (1.95)	828 (33.6)	52.0 (1.90)	
1983	2,963 (41.6)	1,389 (30.4)	1,573 (28.2)	1,562 (46.7)	52.7 (1.39)	721 (32.3)	51.9 (2.03)	841 (33.6)	53.4 (1.91)	
1984	3,012 (36.5)	1,429 (28.7)	1,584 (21.9)	1,663 (46.0)	55.2 (1.37)	801 (32.7)	56.0 (1.99)	862 (32.3)	54.5 (1.90)	
1985	2,668 (40.1)	1,287 (28.7)	1,381 (27.9)	1,540 (45.1)	57.7 (1.45)	755 (31.6)	58.6 (2.08)	785 (32.1)	56.8 (2.02)	
1986	2,786 (38.6)	1,332 (28.5)	1,454 (26.0)	1,498 (45.0)	53.8 (1.43)	743 (31.7)	55.8 (2.06)	755 (31.9)	51.9 (1.99)	
1987	2,647 (40.9)	1,278 (29.8)	1,369 (28.0)	1,503 (45.1)	56.8 (1.46)	746 (31.9)	58.3 (2.09)	757 (31.9)	55.3 (2.04)	
1988	2,673 (47.0)	1,334 (34.1)	1,339 (32.3)	1,575 (50.3)	58.9 (1.57)	761 (35.6)	57.1 (2.24)	814 (35.4)	60.7 (2.20)	
1989	2,450 (46.5)	1,204 (32.9)	1,246 (32.8)	1,460 (48.7)	59.6 (1.64)	693 (34.0)	57.6 (2.35)	767 (34.8)	61.6 (2.27)	
1990	2,362 (43.0)	1,173 (30.6)	1,189 (30.2)	1,420 (45.9)	60.1 (1.60)	680 (32.2)	58.0 (2.29)	740 (32.6)	62.2 (2.24)	
1991	2,276 (41.0)	1,140 (29.0)	1,136 (29.0)	1,423 (44.8)	62.5 (1.62)	660 (31.4)	57.9 (2.33)	763 (31.9)	67.1 (2.22)	
1992	2,397 (40.4)	1,216 (29.1)	1,180 (28.1)	1,483 (45.4)	61.9 (1.58)	729 (32.3)	60.0 (2.24)	754 (31.8)	63.8 (2.23)	
1993	2,342 (41.4)	1,120 (30.6)	1,223 (27.7)	1,467 (45.4)	62.6 (1.59)	670 (31.9)	59.9 (2.33)	797 (32.1)	65.2 (2.17)	
1994	2,517 (38.1)	1,244 (27.9)	1,273 (25.9)	1,559 (43.0)	61.9 (1.43)	754 (30.6)	60.6 (2.05)	805 (30.2)	63.2 (1.99)	
1995	2,599 (40.9)	1,238 (29.9)	1,361 (27.7)	1,610 (44.5)	61.9 (1.41)	775 (31.3)	62.6 (2.03)	835 (31.5)	61.3 (1.95)	
1996	2,660 (40.5)	1,297 (29.5)	1,363 (27.7)	1,729 (46.1)	65.0 (1.42)	779 (32.4)	60.1 (2.09)	950 (32.5)	69.7 (1.92)	
1997	2,769 (41.8)	1,354 (31.0)	1,415 (27.9)	1,856 (47.3)	67.0 (1.38)	860 (33.6)	63.6 (2.01)	995 (32.9)	70.3 (1.87)	
1998	2,810 (43.9)	1,452 (31.0)	1,358 (31.0)	1,844 (48.3)	65.6 (1.38)	906 (34.4)	62.4 (1.96)	938 (33.9)	69.1 (1.93)	
1999	2,897 (41.5)	1,474 (29.9)	1,423 (28.8)	1,822 (47.8)	62.9 (1.38)	905 (34.1)	61.4 (1.95)	917 (33.4)	64.4 (1.95)	
2000	2,756 (45.3)	1,251 (33.6)	1,505 (29.7)	1,745 (48.4)	63.3 (1.41)	749 (33.4)	59.9 (2.13)	996 (34.4)	66.2 (1.88)	
2001	2,549 (46.5)	1,277 (33.7)	1,273 (32.0)	1,574 (47.5)	61.8 (1.48)	767 (33.7)	60.1 (2.11)	808 (33.3)	63.5 (2.08)	
2002	2,796 (42.7)	1,412 (31.3)	1,384 (29.0)	1,824 (46.1)	65.2 (1.31)	877 (33.0)	62.1 (1.88)	947 (32.1)	68.4 (1.82)	
2003	2,677 (42.2)	1,306 (29.9)	1,372 (29.7)	1,711 (45.2)	63.9 (1.35)	799 (31.5)	61.2 (1.97)	913 (32.3)	66.5 (1.86)	
2004	2,752 (40.0)	1,327 (29.1)	1,425 (27.3)	1,835 (44.9)	66.7 (1.31)	815 (31.5)	61.4 (1.95)	1,020 (31.6)	71.5 (1.74)	
2005	2,675 (40.8)	1,262 (31.5)	1,414 (24.9)	1,834 (44.8)	68.6 (1.31)	839 (32.2)	66.5 (1.94)	995 (30.6)	70.4 (1.77)	
2006	2,692 (44.6)	1,328 (32.7)	1,363 (30.1)	1,776 (46.4)	66.0 (1.33)	875 (33.2)	65.8 (1.90)	901 (32.4)	66.1 (1.87)	
2007	2,955 (42.6)	1,511 (30.0)	1,444 (30.3)	1,986 (47.0)	67.2 (1.26)	999 (33.4)	66.1 (1.78)	986 (33.1)	68.3 (1.79)	
2008	3,151 (42.8)	1,640 (29.6)	1,511 (30.9)	2,161 (48.0)	68.6 (1.21)	1,080 (34.1)	65.9 (1.71)	1,081 (33.8)	71.6 (1.69)	
2009	2,937 (45.0)	1,407 (32.8)	1,531 (30.6)	2,058 (48.0)	70.1 (1.23)	928 (33.8)	66.0 (1.84)	1,130 (33.8)	73.8 (1.64)	

\1\Individuals ages 16 to 24 who graduated from high school or completed a GED during the preceding 12 months.

\2\Enrollment in college as of October of each year for individuals ages 16 to 24 who completed high school during the preceding 12 months.

NOTE: Data are based on sample surveys of the civilian population. High school completion data in this table differ from figures appearing in other tables because of varying survey procedures and coverage. High school completers include GED recipients. Standard errors appear in parentheses. Detail may not sum to totals because of rounding.

SOURCE: American College Testing Program, unpublished tabulations, derived from statistics collected by the Census Bureau, 1960 through 1969. U.S. Department of Commerce, Census Bureau, Current Population Survey (CPS), October, 1970 through 2009. (This table was prepared August 2010.)